

विवेकानंद कॉलेज, कोल्हापूर

(अधिकारप्रदत्त स्वायत्त संस्था)

२१३०,ई.वॉर्ड,ताराबाई पार्क, कोल्हापूर, ता. करवीर, जि. कोल्हापूर - ४१६००३

शिवाजी विद्यापीठ, कोल्हापूर संलग्नित

नॅक मानांकन : "A+" (सी.जी.पी.ए.-३.२९)

कॉलेज उईथ पोटेन्शियल फॉर एक्सलन्स, यु.जी.सी., न्यु विट्ठी

स्टार कॉलेज - डी.वी.टी. - भारत सरकार

आय. एस. ओ. १००१:२०१५



Ph. : 0231-2658612 | Fax : 0231-2658840 | Resi.: 0231-2653962 | Website : www.vivekanandcollege.ac.in | E-mail : info@vivekanandcollege.org

संस्थापक
डॉ. बापूजी साळुंखे
D.Lit.

अध्यक्ष
मा. ना. चंद्रकांत दादा पाटील
उच्च व तंत्र शिक्षण व संसदीय कार्यमंत्री,
महाराष्ट्र राज्य

कार्याध्यक्ष
प्राचार्य अभयकुमार साळुंखे
M.A.

सचिव
प्राचार्या सी. शुभांगी गावडे
M.Sc., B.Ed.

प्राचार्य
डॉ. आर. आर. कुंभार
M.Sc., M.Phil., Ph.D.

जावक क्रमांक वि.सी.के. / 2532/2024-25

दिनांक : 11/2/2025

प्रति,
मा. मुख्याध्यापक,
एस्तेर पॅटन हायस्कूल,
कोल्हापूर.


विषय : **Educational Out-reach Programme** या उपक्रमांतर्गत आपल्या शाळेत
इंग्रजी शिकविण्यासाठी आमच्या विद्यार्थ्यांना परवानगी मिळणेबाबत.

महोदय,

आमच्या महाविद्यालयातील बी.ए. भाग २ मधील विद्यार्थी आपल्या शाळेतील ५ वी ते ७ वी च्या विद्यार्थ्यांना इंग्रजी शिकविण्यासाठी येत आहेत. आमचे विद्यार्थी इंग्रजी वर्णमाला, कविता, गोष्टी शिकवून त्यांचे ज्ञान आणि कौशल्य वाढविण्यासाठी प्रयत्नशील राहातील. तरी त्यांना शिकविण्याची परवानगी मिळावी ही विनंती.

कळावे,

आपला विश्वासू,


डॉ. आर. आर. कुंभार

प्राचार्य
विवेकानंद कॉलेज, कोल्हापूर.
(अधिकारप्रदत्त स्वायत्त)


Head Master
Esther Patton High School
Kolhapur.

E:\All Sanstha\Sanstha Med Letter



**Shri Swami Vivekanand Shikshan Sanstha's
VIVEKANAND COLLEGE, KOLHAPUR**

(AN EMPOWERED AUTONOMOUS INSTITUTE)

2130, 'E' ward, Tarabai Park, Kolhapur, Tal. Karveer, Dist. Kolhapur -416003
Affiliated to Shivaji University, Kolhapur (M.S.)

NAAC Reaccredited : "A+" (C. G. P. A. - 3.29)

College with Potential for Excellence by U.G.C., New Delhi

"Star College" by D.B.T Govt. of India

ISO 9001 : 2015



Ph. : 0231-2658612 | Fax : 0231-2658840 | Resd. 0231-2653962 | Website : www.vivekanandcollege.ac.in | E-mail : info@vivekanandcollege.org

Founder

Dr. Bapuji Salunkhe
D.Lit.

President

Hon. Chandrakant Dada Patil
Minister, Higher & Technical Education,
Parliamentary Affairs

Chairman

Prin. Abhaykumar Salunkhe
M.A.

Secretary

Prin.Mrs. Shubhangi Gawade
M.Sc., B.Ed.

Principal

Dr. R. R. Kumbhar
M.Sc., M.Phil., Ph.D.

Date: 13/02/2025

Department of English Notice

All the students of B.A. Part II (Major English) are hereby informed that under **Continuous Internal Evaluation of VSC: Basics of English Language Teaching II**, you are expected to go to any primary or secondary school in the community where conduct an activity and 2 teaching sessions in a class of your choice or availability. You have to submit the teaching plans, a letter from the authority of the visited school, and photographs and videos of actual lectures conducted. This activity has to be completed before 15th March, 2025.

Detailed guidelines and the format of teaching plans had been provided to you during the regular classroom teaching and on the WhatsApp group.

Ms. K. R. Vhonkhande
Subject Teacher

Dr. Kavita Tiwade
Head, Dept. of English



Shri Swami Vivekanand Shikshan Sanstha's
VIVEKANAND COLLEGE, KOLHAPUR

(AN EMPOWERED AUTONOMOUS INSTITUTE)

2130, 'E' ward, Tarabai Park, Kolhapur, Tal. Karveer, Dist. Kolhapur -416003

Affiliated to Shivaji University, Kolhapur (M.S.)

NAAC Reaccredited : "A+" (C. G. P. A. - 3.29)

College with Potential for Excellence by U.G.C., New Delhi

"Star College" by D.B.T Govt. of India

ISO 9001 : 2015



Ph. : 0231-2658612 | Fax : 0231-2658840 | Resi.: 0231-2653962 | Website :www.vivekanandcollege.ac.in | E-mail :info@vivekanandcollege.org

Founder
Dr. Bapuji Salunkhe
D.Lit.

President
Hon. Chandrakant Dada Patil
Minister, Higher & Technical Education,
Parliamentary Affairs

Chairman
Prin. Abhaykumar Salunkhe
M.A.

Secretary
Prin.Mrs. Shubhangi Gawade
M.Sc.,B.Ed.

Principal
Dr. R. R. Kumbhar
M.Sc.,M.Phil.,Ph.D.

Report on “Educational Out-reach Programme”

1. Name of Department: Department of English

2. Name of Organized Activity: “Educational Out-reach Programme”

3. Date/ Duration: 12th February, 2025 to 18th February, 2025.

4. Aims and Objectives:

- Make students aware of their responsibility as an English Language Expert.
(here teacher)
- Give students firsthand experience of teaching English.

5. No. of beneficiaries: 19

Male	01
Female	18
Total	19

6. Expenditure & funding agency : Nil


7. Brief description:

Students of Major English were assigned the task of Teaching English to the underprivileged students in their area. They were given basic training regarding conducting lectures like preparing teaching plans, techniques of teaching English and methods of evaluation. Accordingly, they planned and conducted their lectures. They submitted their reports.

8. Outcome:

- Students started thinking Teaching English as a career option.
- They got a real experience of Teaching English.
- They understood the problems faced while teaching English at grass root level.

9. Photos: Attached



Ms. K. R. Vhonkhande

Subject Teacher



Dr. Kavita Tiwade

Head, Dept. of English
Head

DEPARTMENT OF ENGLISH
VIVEKANAND COLLEGE
KOLHAPUR (EMPOWERED AUTONOMOUS)

"Dissemination of Education for knowledge,
Science and culture"

— Shikshanmaharshi Dr. Bapuji Salunkhe

Vivekanand College, Kolhapur
(An Empowered Autonomous Institute)

Department of English
B. A. Part II (Major English)
Semester IV
VSC : Basics of English Language Teaching II

Report on
Educational Outreach Programme
(Teaching in School)

Under the guidance of
Ms. Komal Vhonkhade

Submitted by
Prachi Dinkar More
Roll no. 4487

2024 - 2025

Date :- 18-03-2025

◉ Index

Sr. No.	Title	Page No.
1.	Internship certificate.	3
2.	Report	4-9
3.	Lesson Plan	10-15
4.	Photographs.	16-20

Certificate

Date: 20/02/2025

To,

The Principal

Vivekanand College, Kolhapur

(An Empowered Autonomous Institute)

Subject: Conduction of "Educational Outreach Programme" in our school

Respected sir,

Ms. Prachi Dinkar More, B.A. Part II (Major English) of your college has successfully conducted 2 lectures and 1 activity of English to the students of 5th to 7th standard from 12/02/2025 to 18/02/2025. We appreciate this Educational Outreach Programme run by your college which gives nice exposure to your students. Your student was observed by our teachers while delivering the lectures. The teachers reported a nice performance by your student. We have co-operated with you for this programme and issuing this letter.

Thanking You.

Yours faithfully,


Head Master
Esther Patton High School
Kolhapur.

Report

About School

Esther Patton School was established in the year 1873 and is managed by Department of education. It is located in Nagalpark, Kolhapur. The school is upto LKG to 10th std with total no. of 876 students. The present head of the school is Mr. Vikas Y. Samudre Sir. There are total 25 teaching and non-teaching staff in the school 19 are teaching staff and rest 6 are the non-teaching staff.

The school has a two storey building. The school has 12 classroom and 1 smart classroom and 1 big Hall. The school also has a drinking water facilities and provides mid-day meal for all students.

Self Evaluation

I started internship keeping in mind that I'll try to learn and acquire knowledge in teaching as much as I can help students in every aspect, along the journey of new experience. During the two months of internship at Esther Pathon School, it helped me develop basic skills of a school teacher. It taught how to conduct an effective classroom learning, it also helped me learn that, patience and communication are the keys for teaching. It also helped me understand the role of teacher in developing the basic skills of students and how they can motivate and inspire students into learning.

When I first joined the school as an intern I was nervous and insecure as it was an unfamiliar environment for me. I was anxious about students not being able to accept me normally and understand me as I was unfamiliar to them and vice versa. Though at the initial stage it was uncomfortable and awkward between me and the students as I could not understand what to do. But as the time passed on and we could get familiar with each other, the classes started to become interesting and fun, since the number of students in class were 15 to 18. It is easier for me to know and understand them personally.

2 7

In the view of teaching, one of the things helped me the most was preparing lesson plan and teaching learning materials (TLM) through which I was able to make students understand various topics with ease and increase their interest in learning. Lesson plan and TLM really helped me to complete teaching with stability and in given period of time. I also learned the various ways to make lesson interesting like doing some activities, preparing charts and videos related to content and to motivate students from monotonous studying.

I also had to face many challenges during my internship, first of all was the management of time. I had problem managing time between school internship work and personal work. There was also the problem of language because most of the students could not understand English, I had to translate everything into Marathi to the students, because of which there was hinder in learning and teaching language.

Since I was teaching English I tried to focus on improving students LSRW skills. For listening skill I took audios from internet. For speaking skill I made it compulsory for them to speak in English in class. For their reading skill, I made them read some English books. And as for the writing skill, I made them write home assignment, new words, etc.

Conclusion

Being able to do an internship in teaching gave me an opportunity to understand the role and value of a teacher in the lives of a students and how a teacher can shape and hone students basic skills in learning and in every other aspect. This one week of internship gave a notable experience of my life and it was a big opportunity for me as I could learn many vital things needed in a professional life. Through this internship I tried to learn and understand the quality of an effective teacher and tried to help students in every aspect as I could I learned to used different method and approaches in teaching depending in the contex.

While teaching I always tried to encourage and motivate student. I tried to do my internship with all the effort I could gave and learned so many things like how to deal with professional tasks and maintain good relationship with students.

Doing this internship help me learn that there are so many important things other than studies that helps to make learning environment more effective. I also understood that besides studies co-curricular activities are also important for the holistic development

of a student.

Moreover, this internship gave me the opportunity to understand teaching profession, also gave me the idea on how being a teacher actually works. Though the experience during the internship was challenging at some point, I learned to handle it well and gained more confidence than before, I have become more patient. The overall experience was positive and everything I learned will be useful in my future career in this field.

● Lesson Plan

Name :- Peachi Dinkar More

School Name :-

Std :- 5th, 6th Div :-

Date :- 12th & 13th Feb 2025.

Subject :- English Unit :- Four

Sub-unit :- I speak, I say, I talk

Previous Knowledge :- student knows the animals names and their voices

Teaching Aids :- Colourful pictures, charts, Youtube.

Objectives :-

To enable the students to

- ① Learn to use English properly.
- ② To introduce students to something new.
- ③ Creating an interest in students in English learning and use English in a simple way to speak.

I] Listening :- To enable the pupil to understand Spoken English.

II] Speaking :- To enable the pupil to speak simple and correct English.

III] Reading :- To enable the pupil to read aloud effectively.

IV] Writing :- To enable the pupil to write simple and correct English.

Content	Teacher activity	Students activity
	Phase I :- Warming up :- Teacher ask some questions to create atmosphere for learning	
Concepts :-		
Term :-	Introduction :- 1) Do you like animals?	Yes.
	2) Which animals have you seen ?	pets , aquatic animals , wild animal
	3) Which pet is you at your home ?	Dog and cat.

Content	Teacher activity	Students activity
Phase II	Statements	
Squeak - कोरडणे	Today we are	Students listen
Croals - टरटर	going to learn	carefully.
hum - गुगुगुणे	the poem & speak,	
roar - गर्जना	I say, I talk in	
purrr - गुरगुरणे	which we are	
owls hoot - हुबडाया	learned different	
or Angry हूत्कार	animals sounds.	
snore - सोरणे	presentation :-	
Creak - कुरकर असा	To help the students	Students get
भावज	to know new	the meaning.
baq - बेडबेड करणे	words for this	
chatter - बडबड,	purpose teacher	
किनबिन	explain new words.	
Squeak - किंचाळणे		
coo - हळू हळू हूँ हूँ भावाज		
बोलणे		
neigh - सिंकाळणे		
cluck - कोंबडीचा क्लक,		
क्लक भावाज		
growl - गुरगुरणे		
screech - कर्कश भावाज		
काढणे		
howl - रडणे, अक्रोश		
squawk - कर्कश भावाज		
buzz - गुगुगुण		
होहावणे		

Content	Teacher activity	Students activity
Phase III :- Poem Reading	Teacher pronounce their new words with their meaning	Students follows
cats purr Lions roar owls hoot Bears snore crickets creak Mice squeals Sheep baa. But I speak !	Teacher also ask to students to follow the pronunciation.	Students follows. students says after the students
----- -----	showing picture of animals and birds and their names and intention	To observe the names and their voices.
----- Flies hum Dogs growl Bats screech Wolves howl frogs croak parrots squawk Bees byzz But I talk !	Teachers read aloud the poem with proper pronunciation	Students listen

Content	Teacher activity	Students activity
<p>Phase IV :-</p> <p>Explanation :-</p> <p>childrens have you notice in the end of every stanza the poet has described his way of communication He describe.</p> <p>He can speak.</p> <p>He can say</p> <p>He can talk.</p> <p>He also want to show different betⁿ animals and human beings. animals can makes different sound but human being can speaks & talk.</p> <p>Students now we will try to use imaginatⁿ I sure we will love it , so shall we start , I will show you pictures of some animals . You identify their names.</p>	<p>Teacher asks students to listen the summary of the poem.</p> <p>Teacher shows the pictures of animals and birds.</p>	<p>Evaluation :-</p> <p>Q Answer the following</p> <p>① What animal's voice is described in poetry ?</p> <p>② How many animals are there in poetry ?</p> <p>③ How many birds are in a poem ?</p> <p>④ Who is the author of poetry ?</p> <p>Home Assignment :-</p> <p>Identify the animals with the right pair of names.</p>

— Board Writing

std :- 5th.

sub :- English

Date :- 12th Feb 2025

Unit :- Four

Sub unit :- I speak, I say, I talk.

New words.

Squeal -


croak -

hum -



roar -

Photographs

Teaching learning Material





Class Activity





Teaching



"Dissemination of Education for knowledge,
science and culture

- shikshanmaharshi Dr. Bapuji Salunkhe

Vivekanand College, Kolhapur
(An Empowered Autonomous Institute)

Department of English
B. A : Part II (Major English)
Semester IV

Vsc: Basics of English language Teaching II

Report on
Educational Outreach Programme
(Teaching in school)

Under the guidance of
Ms. Komal Vhonkhande

Submitted by
Shravani Sunil Chougule
Roll no: 4468

2024-2025

Date: 18-03-2025

• Index •

S. No	Title	Page no.
1.	Internship Certificate	1
2.	Report	2 to 4
3.	Lesson plan	5, 6
4.	Photographs.	7 to 9

Certificate

Date: 20/02/2025

To,

The Principal

Vivekanand College, Kolhapur

(An Empowered Autonomous Institute)

Subject: Conduction of "Educational Outreach Programme" in our school

Respected sir,

Ms. Shravani Sunil Chougale, B.A. Part II (Major English) of your college has successfully conducted 2 lectures and 1 activity of English to the students of 5th to 7th standard from 12/02/2025 to 18/02/2025. We appreciate this Educational Outreach Programme run by your college which gives nice exposure to your students. Your student was observed by our teachers while delivering the lectures. The teachers reported a nice performance by your student. We have co-operated with you for this programme and issuing this letter.

Thanking You.

Yours faithfully,


Head Master
Esther Patton High School
Kolhapur.

• Report •

• About School:

Esther Patton school was established in the year. 1873 and is managed by Department of education. It is located in Nagalapur, Kolhapur. The school is upto 1 kg to 10th std with total no. of 700 students. the present head of the school is Mr. Vilas. Y. Smudre sir. There are total 15 teaching and non-teaching staff in the school 19 are teaching staff and rest 6 are the non-teaching staff.

The school has a two storey building. the school has 12 classroom and 1 smart classroom and 1 big Hall, the school also has a drinking water facilities and provides mid-day meal for all students.

• Self Evaluation •

I had gone to teach the thought that I would teach new things to the students in the school. A three-day internship at Esther Patton helped me develop basic skills as a school teacher. Understand how it is taught in the classroom. Understanding that communication is an important part. Understanding the role of the teacher in creating new skills in the students and how they can motivate the students.

When I went to school on the first day, I was very nervous because the environment was unfamiliar to me. I was new to students and I was afraid that they would understand me. But as it started we got to know each other. And the classroom atmosphere became interesting.

The lesson plan helped me to teach and understand the students immediately. Because of that, I was able to teach in the scheduled time. He used colorful pictures & charts to create excitement.

Conducted activities to make students enthusiastic about English subject. I went to teach students of class VI. He taught the noun part of grammar. He gave me good response for this. He asked for some examples. Some children answered

it correctly.

On third day I took part in a painting competition. At that I gave some topics to the children and asked them to draw. Everyone took very beautiful pictures.

• Conclusion •

After my teaching internship I got to experience some new things. What exactly is a teacher? Note how their role is. I was able to create enthusiasm among the students by using new methods. Learned how to make the classroom atmosphere enjoyable. A new confidence was born within me.

Doing this internship helped me learn that there are so many important things, other than studies that help to make learning environment more effective. I also understood that beside studies co-curricular activities are also important for the holistic development of a student.

Lesson Plan

- Student name: Shrivani Sunil Chougale
- School name: Esther Patton School, Kolhapur
- Roll no: 4468 • std: 6th • Unit - Grammar
- Sub Unit: Parts of Speech: Noun

• Previous knowledge: The students have some knowledge about the noun.

• Teaching Aids: General Teaching Aids: Chalk, blackboard, pointer etc.
Instructional teaching Aids: Colourful pictures.

• General objectives:

- To enable students to write good English sentences
- To enrich their vocabulary
- To Create the interest of students in the English.
- To enable students the knowledge to comprehend the topic.

• Specific objectives:

- | | |
|---|-----------------------------------|
| 1) Listening: To enable the pupil to understand spoken English. | 1) Gives oral answer to questions |
| | 2) Read for enjoyment. |
| 2) Speaking: To enable the | 3) Use proper stress |

pupil to speak simple & correct English.

intonation
a) listen carefully

III] Reading: To enable the pupil to speak & read a loud effectively use the skill of reading to enact.

IV] Writing: To enable the pupil to write simple & correct English.

Content	Teacher Activity	Pupil Activity
	Phase I: warming up: Teacher asks some questions create atmosphere for learning	
Concept	Introductions:	
Term:	1) How many parts of speech?	eight.
	2) Rani is a good girl. (What is Rani in the sentence)	A name of person
	3) What is a noun?	No response

statement:

Today we will study about the noun & its type. students listen carefully.

- Presentation: The teacher will develop the lesson by using various teaching aids & explanation skills

Teaching Point	Teacher Activity	Student's Activity
Defination of noun	The teacher will explain the meaning of noun	The students will listen carefully
Example of noun	The teacher will ask some examples of noun	students will reply
Typest of noun	The teacher will explain the types of noun.	

- Evaluation:

- what is noun ?
- Which type of noun ?
- what is common noun ?

Revised
DATE

- what is proper noun?

• Home Assignment:

- Define the noun

- How many types of noun

- give examples of common & proper noun

- Board Writing -

Std: 6th

Sub: English

Date: 12th Feb 2023

Unit: Grammar

Sub unit: parts of speech

Noun.

• Definition:

• Types of noun:


• Examples of noun:


• Photographs •

Rajdhani

DATE / /

• Teaching:







Teaching learning Material:



class Activity:



"Dissemination of Education for Knowledge,
Science and Culture"

- Shikshanmaharshi Dr. Bupuji Salunkhe

Vivekanand College, Kolhapur
(An Empowered Autonomous Institute)

Department of English
B.A. Part - II (Major English)
Semester IV

VSC : Basics of English Language Teaching II

Report on

Educational Outreach Programme
(Teaching in School)

Under the guidance of
Ms. Komal Vankhade

Submitted by -
Dnyaneshwari Prakash Patil.
Roll no - 4450

2024 - 2025

Date :- 15 March 2025

Content	Teacher's Activity	Student Activity
Phase : I (Warming Up)	Teacher asks some question to create atmosphere for learning	
Concept :	<p>Questions :-</p> <p>① What relationship between day and night?</p> <p>② Do you like to play games.</p> <p>③ What games do you play?</p>	<p>Light and darkness</p> <p>Yes.</p> <p>Cricket, hockey.</p>
Statement :-	<p>Today we are going to learn a poem :-</p> <p>'play by day & night'</p> <p>This about difference between day and night nature nature.</p>	Students listening carefully.
Phase II :	PLAY BY DAY AND NIGHT	
Reading & Comprehension	Bring the hoop and bring the ball, Come with happy faces all	Students listening carefully.
Poem :- Play by day and night		
New words :-		
Pleasant : amazing		
Shine : bright		
	Quickly, Quickly, Come away for it is a pleasant day.	

Content	Teacher's Activity	Student Activity
	Girls and boys, Come out to play The moon does shine as bright as day . . . Come with a whoop, come with a call, Come with a good will or come not at all.	Ask questions or meaning of words to the teacher. e.g ① Are there any games that we can play & night?
	<ul style="list-style-type: none"> • Solve the questions and answer the questions of students • Clear the doubts of students about the poem 	
Repetition of poem for correct pronunciation of students	read poem one by one line	repeat the line of poem, loudly and correctly.
Ask students to summarize the main theme & ideas.	Discuss the following question ① Relation between day and night ? ② Name of the poem ?	Reply to teacher yes / no & anything else about the question

Grammar Activity

Content

Teacher's Activity

Student Activity

Grammar :-
1) Adjectives

- Meaning of term Adjective.
- learn some adjectives and meaning of that adjectives

Listen Carefully

Teaching Aids :
More simply for
Students

On the Cardboard
One picture of any
object
and strips of adjectives
to identify the suitable
adjectives for the given
object or picture

Put the correct
strips to the
identity adjective

and enjoy lecture.

Certificate

Date : 01/03/2025

To,
The Principal
Vivekanand College, Kolhapur
(An Empowered Autonomous Institute)


Subject : Conduction of "Educational Outreach Programme" in our school.

Respected Sir,

Ms. Dnyaneshwari Prakash Patil , B. A. Part II (Major English) of Your college has successfully conducted 2 lectures and 1 Activity of English to the Students of 5th and 6th standard from 16/02/2025 to 18/02/2025. We appreciate this Educational Outreach Programme run by your college which gives nice exposure to your students. Your student was observed by our teachers while delivering the lectures. The teachers reported a nice performance by your students. We have co-operated with you for this programme and issuing this letter.

Thanking You.

Yours Faithfully,


मुख्याध्यापक,
श्री पार्वती माध्य. व उच्च माध्य. हायस्कूल
वडणगे, ता. करवीर, जि. कोल्हापूर

