


Department of English

2018-19

COC IN SPOKEN ENGLISH

INDEX

Sr. No	Content
1.	Notice
2.	Letter
3.	List of Students
5.	Work Distribution & Time Table
4.	Sample Application forms
5.	Syllabus
6.	Attendance
7.	Question papers
8.	Sample answer sheets
9.	Result
10.	Certificate


(Dr. Shruti Joshi)
Coordinator

“ Education for Knowledge, Science and Culture”

- Shikshanmaharshi Dr. Bapuji Salunkhe

Shri Swami Vivekanand Shikshan Santha's

Vivekanand College, Kolhapur (Autonomous)

Department of English

NOTICE

Date: 15th July, 2018


All the students of Senior College are hereby informed that Department of English is going to conduct a **Certificate Course in Spoken English** for the academic year 2018-19. Those who are interested contact following teacher and confirm your admission.

Dr. Shruti Joshi – 9421128497



Dr. Shruti Joshi
Coordinator





Shri Swami Vivekanand Shikshan Sanstha's
VIVEKANAND COLLEGE (AUTONOMOUS), KOLHAPUR

2130, 'E' Tarabai Park, Kolhapur, Dist. Kolhapur-416 003
Affiliated to Shivaji University, Kolhapur (M.S.)

NAAC Reaccredited : "A" (CGPA 3.24) on 19-01-16 (3rd Cycle)
College with Potential for Excellence (Twice)
"Star College" by D.B.T. Govt. of India



Ph. : 0231-2658612, 2658840 Fax : 0231-2658840 Resi. : 0231-2653962 Website : www.vivekanandcollege.org E-mail : info@vivekanandcollege.org

Founder

Dr. Bapuji Salunkhe
D. Lit.

President

Hon. Chandrakant Dada Patil
Minister of Revenue, Relief & Rehabilitation,
Public works, Govt. of Maharashtra

Chairman

Prin. Abhaykumar Salunkhe
M.A.

Secretary

Prin. Mrs. Shubhangi Gavade
M.Sc., B.Ed.

Principal

Dr. S. Y. Hongekar
M.A., M.Ed., P.G.D.T.E.,
M.Phil., Ph.D.

Ref No. VCK/1041/2018-19

Date : 11.08.2018

To,

Ms. Supriya Patil,

Lecturer,

Dr. Bapuji Salunkhe Institute of Engineering
and Technology, Kolhapur.

Subject: **Letter of Invitation**

Dear Madam,

It is our pleasure to invite you as a tutor for "A Certificate Course in Spoken English", run by Department of English, Vivekanand College, Kolhapur w.e.f Wednesday, August 1, 2018. You will be paid Rs. 250/- per lecture.

We look forward to your positive reply and timely co-operation.



Yours faithfully,

(Dr. S.Y. Hongekar)
PRINCIPAL
Vivekanand College
Kolhapur.

VIVEKANANDS COLLEGE, KOLHAPUR
(AUTONOMOUS)


COC in Spoken English

2018-19

Final Admissions and fees collected

Sr.	Name of Student	Fee submitted	Contact No.
1	Bhopale Shukrani V.	1000/-	9527094287
2	Chalake Srushti S.	1000/-	9860405773/ 7057989900
3	Halunde Remjeet P.	1000/-	9172623723
4	Janagonda Arati D.	1000/-	7066658862
5	Kadam Sakshi L.	1000/-	7796533859
6	Kamerkar Rahi S.	1000/-	9975826363
7	Patil Pranita B.	1000/-	8208651731
8	Patil Varsha B.	1000/-	8806084528
9	Patole Prajakta B.	1000/-	9172056950
10	Salokhe Komal A.	1000/-	8624991600
11	Shamalevale Mahek M.	1000/-	9850464033
12	Wandre Urmila A.	1000/-	8806043211
	Total fees collected	12,000/-	




(Dr. S. M. Joshi)
Coordinator
06/12/2018

VIVEKANAND COLLEGE (AUTONOMOUS), KOLHAPUR
A Certificate Course in Spoken English
2018-19

Work-distribution

Sr.	Name of Teacher	Periods allotted
1	Dr. S. M. Joshi	10
2	Ms. Supriya Patil	10
3	Mr. P.P. Gawali	10

Time-table

Time	Monday	Tuesday	Wednesday	Thursday	Saturday
10.30 am - 11.30am	SMJ	SMJ	PPG	PPG	SMP

- Lectures – Class Room No. 27
- Practical – Language Lab




(Dr. S. M. Joshi)
Coordinator



1000/- (1)

"ज्ञान, विज्ञान आणि सुसंस्कार यांसाठी शिक्षणप्रसार"
- शिक्षण महर्षी डॉ. बापूजी साठुंखे

Shri Swami Vivekanand Shikshan Sanstha's
VIVEKANAND COLLEGE (Autonomous), KOLHAPUR

NAAC Reaccredited : "A"
College With Potential For Excellence
"Star College" by D. B. T. Govt. of India

Application for Add on course in -----



Date of Admission :		Class: B.A.-I	
Sign of Students :		Roll No.	
For college use only	Course Admitted to :		
	Admission Date : / /		
Kindly read important notes before filling in form 1. Use black ink to fill in the form and DO NOT overwrite 2. Fill in all fields in Capital letter only			
1. Personal information section			
	Last Name	First Name	Middle Name
Name of the Student (In case of changed name, write current name)	CHALAKE	SRUSHTI	SANJAY
Name of the Student: (In Devanagari Script)			
Father/ Husband's Name	CHALAKE	SANJAY	JAYSING
Mother's Name	CHALAKE	SMITA	SANJAY
Previous Name of the Student (In case of changed name)			
Reason for name change : Willingly /After marriage	Marital Status : Unmarried/ Married		
Date of birth (DD/MM/YY): 21/03/2000	Gender : Male /Female		
Place of Birth : Peth Vadgaon	Blood Group : (With Rh.) 'A' positive		
Address for correspondence :			
State: Maharashtra	District: Kolhapur	Tehsil: Hatkanangale	City/Town/Village : kini
Address (House no., Street/area etc.): Malwadi, A/P- kini			
PIN code: 416112			
Contact details :			
Phone # 1:	Area/STD code :	Phone No.	Phone#2 Area/STD code: Phone no.
Mobile No. - 9860405773 , 7057989900			
2. Legal Reservation Information Section			
Domicile of state:	Category: Open/Reserved	If Reserved: SC/ST/DT/NT(B)/NT(C)/NT(D)/OBC/SBC	
Cast : Hindu	Sub-Cast: Maratha	If physically challenged: Visually-Impaired/ Speech and/or Hearing Impaired/ Orthopedic disorder or Mentally Retarded	

Please turn over..

Rs / 10001 - ①



"ज्ञान, विज्ञान आणि सुसंस्कार यांसाठी शिक्षणप्रसार"
- शिक्षण महर्षी डॉ. बापूजी साळुंखे

Shri Swami Vivekanand Shikshan Sanstha's

VIVEKANAND COLLEGE (Autonomous), KOLHAPUR

NAAC Reaccredited : "A"
College With Potential For Excellence
"Star College" by D. B. T. Govt. of India

Application for Add on course in -----



Date of Admission :		Class: B.A. I	
Sign of Students : <i>[Signature]</i>		Roll No.	
For college use only	Course Admitted to :		
	Admission Date : / /		
Kindly read important notes before filling in form			
1. Use black ink to fill in the form and DO NOT overwrite			
2. Fill in all fields in Capital letter only			
1. Personal information section			
	Last Name	First Name	Middle Name
Name of the Student (In case of changed name, write current name)	Patil	Varsha	Balasaheb
Name of the Student: (In Devanagari Script)	पाटील	वर्षा	बाळासाहेब
Father/ Husband's Name	Patil	Balasaheb	Dasharath
Mother's Name	Patil	Sunita	Balasaheb
Previous Name of the Student (In case of changed name)	Patil	Varsha	Balasaheb
Reason for name change : Willingly /After marriage	Marital Status : Unmarried/ Married		
Date of birth (DD/MM/YY): 24/09/2000	Gender : Male /Female		
Place of Birth : Shittur turf Malkapur	Blood Group : (With Rh.) - B ⁺		
Address for correspondence : A/P- Shittur turf Malkapur			
State: Maharashtra	District: Kolhapur	Tehsil: Shahuwadi	City/Town/Village : Shittur turf Malkapur
Address (House no., Street/area etc.): A/P- Shittur turf Malkapur			
PIN code: 416 213			
Contact details : 8			
Phone # 1:	Area/STD code :	Phone No. 8806084528	Phone no. 8308124436
Mobile No. 8806084528			
2. Legal Reservation Information Section			
Domicile of state: open	Category: Open/Reserved	If Reserved: SC/ST/DT/NT(B)/NT(C)/NT(D)/OBC/SBC	
Cast : Hindu	Sub-Cast: Hindu-Maratha	If physically challenged: Visually Impaired/ Speech and/or Hearing Impaired/ Orthopedic disorder or Mentally Retarded	

Please turn over.



"ज्ञान, विज्ञान आणि सुसंस्कार यांसाठी शिक्षणप्रसार"
- शिक्षण महर्षी डॉ. बापूजी साळुंखे

Shri Swami Vivekanand Shikshan Sanstha's

VIVEKANAND COLLEGE (Autonomous), KOLHAPUR

NAAC Reaccredited : "A"
College With Potential For Excellence
"Star College" by D. B. T. Govt. of India

Application for Add on course in Spoken English Class



Date of Admission :		Class: <u>B.A.I</u>			
Sign of Students :		Roll No.			
For college use only	Course Admitted to :				
	Admission Date : / /				
Kindly read important notes before filling in form 1. Use black ink to fill in the form and DO NOT overwrite 2. Fill in all fields in Capital letter only					
1. Personal information section					
	Last Name	First Name	Middle Name		
Name of the Student (In case of changed name, write current name)	<u>Janagouda</u>	<u>Arati</u>	<u>Dhanapa</u>		
Name of the Student: (In Devanagari Script)					
Father/ Husband's Name	<u>Janagouda</u>	<u>Dhanapa</u>	<u>Appanna</u>		
Mother's Name	<u>Janagouda</u>	<u>Sunita</u>	<u>Dhanapa</u>		
Previous Name of the Student (In case of changed name)	<u>-</u>				
Reason for name change : <u>Willingly /After marriage</u>	Marital Status : <u>Unmarried/ Married</u>				
Date of birth (DD/MM/YY): <u>20 August 2000</u>	Gender : <u>Male /Female</u> Female				
Place of Birth : <u>Ichalkaranji</u>	Blood Group : (With Rh.) <u>AB-ve</u>				
Address for correspondence : <u>Mangeswar Colony , Bet Unchagaon , Kolhapur .</u>					
State: <u>Maharashtra</u>	District: <u>Kolhapur</u>	Tehsil: <u>Karveer</u>	City/Town/Village : <u>Kolhapur</u>		
Address (House no., Street/area etc.): <u>Uchagaon , Kolhapur .</u>					
PIN code:					
Contact details :					
Phone # 1:	Area/STD code : <u>-</u>	Phone No. <u>7066658862</u>	Phone#2 : <u>-</u>	Area/STD code: <u>-</u>	Phone no. <u>-</u>
Mobile No. <u>-</u>					
2. Legal Reservation Information Section					
Domicile of state: <u>Maharashtra</u>		Category: <u>Open/Reserved</u> <u>open</u>	If Reserved: <u>SC/ST/DT/NT(B)/NT(C)/NT(D)/OBC/SBC</u>		
Cast : <u>Jain</u>	Sub-Cast: <u>-</u>	If physically challenged: <u>Visually-Impaired/ Speech and/or Hearing Impaired/ Orthopedic disorder or Mentally Retarded</u>			

Please turn over.

Rs 1000 ①



"ज्ञान, विज्ञान आणि सुसंस्कार यांसाठी शिक्षणप्रसार"
- शिक्षण महर्षी डॉ. बापूजी साळुंखे

Shri Swami Vivekanand Shikshan Sanstha's

VIVEKANAND COLLEGE (Autonomous), KOLHAPUR

NAAC Reaccredited : "A"
College With Potential For Excellence
"Star College" by D. B. T. Govt. of India

Application for Add on course in speakan english



Date of Admission :	Class: <u>B.A.I</u>
Sign of Students : <u>[Signature]</u>	Roll No.
For college use only	Course Admitted to : Admission Date : / /

Kindly read important notes before filling in form
1. Use black ink to fill in the form and DO NOT overwrite
2. Fill in all fields in Capital letter only

1. Personal information section

	Last Name	First Name	Middle Name
Name of the Student (In case of changed name, write current name)	<u>Halunde</u>	<u>Preraj</u>	<u>Prakash</u>
Name of the Student: (In Devanagari Script)	<u>हालुंडे</u>	<u>प्रेराज</u>	<u>प्रकाश</u>
Father/ Husband's Name	<u>Halunde</u>	<u>Prakash</u>	<u>Bhupal</u>
Mother's Name	<u>Halunde</u>	<u>Prabhakar</u>	<u>Prakash</u>
Previous Name of the Student (In case of changed name)	<u>Halunde</u>	<u>Preraj</u>	<u>Prakash</u>
Reason for name change : Willingly /After marriage	Marital Status : <u>Unmarried/ Married</u>		
Date of birth (DD/MM/YY): <u>15/10/1999</u>	Gender : <u>Male /Female</u>		
Place of Birth : <u>Sangli</u>	Blood Group : (With Rh.)		
Address for correspondence : <u>Alp: Ashta, midajress, Ashta.</u>			
State: <u>Maharashtra</u>	District: <u>Amravati</u>	Tehsil: <u>Valva</u>	City/Town/Village : <u>Ashta.</u>
Address (House no., Street/area etc.): <u>Sangli, Alp, Ashta, midajress, Ashta.</u>			
PIN code: <u>416302</u>			
Contact details :			
Phone # 1:	Area/STD code :	Phone No. <u>9172623723</u>	Phone#2 : Area/STD code: Phone no. <u>9172710896</u>
Mobile No.			

2. Legal Reservation Information Section

Domicile of state: <u>Maharashtra.</u>	Category: Open/Reserved <u>open.</u>	If Reserved: SC/ST/DT/NT(B)/NT(C)/NT(D)/OBC/SBC
Cast : <u>Jain.</u>	Sub-Cast:	If physically challenged: Visually-Impaired/ Speech and/or Hearing Impaired/ Orthopedic disorder or Mentally Retarded

Please turn over..

Rs. / 1000/- ①



"ज्ञान, विज्ञान आणि सुसंस्कार यांसाठी शिक्षणप्रसार"
- शिक्षण महर्षी डॉ. बापूजी साळुंखे

Shri Swami Vivekanand Shikshan Sanstha's

VIVEKANAND COLLEGE (Autonomous), KOLHAPUR

NAAC Reaccredited : "A"
College With Potential For Excellence
"Star College" by D. B. T. Govt. of India

Application for Add on course in Spoken English



Date of Admission :		Class: <u>B.com II</u>
Sign of Students : <u>Salokhe</u>		Roll No.
For college use only	Course Admitted to :	
	Admission Date : / /	
Kindly read important notes before filling in form 1. Use black ink to fill in the form and DO NOT overwrite 2. Fill in all fields in Capital letter only		

1. Personal information section

	Last Name	First Name	Middle Name
Name of the Student (In case of changed name, write current name)	SALOKHE	KOMAL	AMAR
Name of the Student: (In Devanagari Script)	सालोखे	कोमल	अमर
Father/ Husband's Name	SALOKHE	AMAR	ANANDRAO
Mother's Name	SALOKHE	SWATI	AMAR
Previous Name of the Student (In case of changed name)	SALOKHE	KOMAL	AMAR

Reason for name change : Willingly /After marriage Marialal Status : Unmarried/ Married

Date of birth (DD/MM/YY): 21/05/1999 Gender : Male /Female

Place of Birth : KOLHAPUR Blood Group : (With Rh.) B+

Address for correspondence : 608 , B'ward , salokhe park , kolhapur

State: Maharashtra District: Kolhapur Tehsil: Karvir City/Town/Village : Kolhapur

Address (House no., Street/area etc.): 608 , B'ward , 3/4 , salokhe park . Kop.

PIN code: 416008

Contact details :

Phone # 1:	Area/STD code :	Phone No.	Phone#2 :	Area/STD code:	Phone no.
		<u>8624991600</u>			<u>7038689707</u>

Mobile No. 8624991600

2. Legal Reservation Information Section

Domicile of state:	Category: <u>Open/Reserved</u>	If Reserved: SC/ST/DT/NT(B)/NT(C)/NT(D)/OBC/SBC
--------------------	--------------------------------	--

Cast : Hindu Sub-Cast: Maratha If physically challenged: Visually-Impaired/ Speech and/or Hearing Impaired/ Orthopedic disorder or Mentally Retarded

Please turn over.

Lesson Plan
Spoken English - 2018-19

Sr. No	Lesson Title	Objective	Teaching Aids	Stages	Hours required
1	Self-Introduction	Help Learner introduce themselves into English	1. Hand-outs: Sample Self Introduction with blanks 2. Videos of self-introduction.	1. Pre-activity: Who are you? Let students answer in simple sentences 2. The trainer introduces herself 3. writes the essential expressions on the board 4. let the students prepare their self introduction 5. make pairs. let students introduce themselves to their partners 6. let some students come in front of the class and introduce themselves discuss different times of the day give students a list of greetings both formal and informal make pairs of students and assign them various roles and time and place. You can prepare chitias tell them to greet each other and see off	2
2	Improving Vocabulary	1. to learn and use greetings	1. List of all greetings with their context. 2. videos of Greetings	Show a small presentation about professions and personality traits. let them give example like Kind: my mother is kind tell them we are going to use this vocabulary to introduce your father Give students an Introduction sheets with blanks for answers the teacher will ask students questions and students will write answers on the introduction sheet ask students what does their parents (father)/do? where does he work? How is he at work? how are they as a human being? do they like their father? Why? tell the students to prepare a small introduction of their father. The teacher will give a sample of such introduction. let them present that introduction in front of the class Show small presentation about fruits and flowers. arrange games to help students learn them better	1
3	Improving Vocabulary	1. Introducing others	1. List of Professions and family 2. a sample of introduction of other person.	list of words related to Animals, Flowers, food, Hobbies and sports Make pairs of students. Give a card to each students With four questions: which is your favourite animal, flower, food/dish and sport. Keep some space to write the answer. now one student will ask these four questions to his partner and write the answer on the card. The answer will be in one or two words but the oral question and answer must be in a full sentence. now ask each student to share what does her or his partner like. ask the students what do you do every day? Write the responses on the board in full sentences. Correct the wrong responses. Tell the formula. make pair of students and tell them to ask the same question thrice to their partner. Note down the answers ask the students to share the responses of their partner.	2
5	Improving Vocabulary	Talking about likings	list of words related to Animals, Flowers, food, Hobbies and sports	Make pairs of students. Give a card to each students With four questions: which is your favourite animal, flower, food/dish and sport. Keep some space to write the answer. now one student will ask these four questions to his partner and write the answer on the card. The answer will be in one or two words but the oral question and answer must be in a full sentence. now ask each student to share what does her or his partner like. ask the students what do you do every day? Write the responses on the board in full sentences. Correct the wrong responses. Tell the formula. make pair of students and tell them to ask the same question thrice to their partner. Note down the answers ask the students to share the responses of their partner.	2
6	Essential Grammar Simple Present Tense	Help students to learn and use simple present tense	Everyday things (12)	Make pairs of students and tell them to ask the same question thrice to their partner. Note down the answers ask the students to share the responses of their partner.	2

			ask the students to talk about their daily routine using simple present tense. show the cards to the students and ask: what will you do with it? ask: what will you do tomorrow? Write the responses on the board. Correct the wrong ones. ask the students to observe the pattern and guess the tense. discuss the brief grammar sheet. Show a small presentation about the usage. give students a sheet of Horoscope to read and ask to mark sentences of this tense. Tell students to prepare their schedule for tomorrow. give students a sheet of pictures of actions. Tell them to name those actions. make students understand the S+V+O format of English sentences and how it differs from the Marathi sentence format S+O+V discuss four forms of verbs. Tell students the V ₁ and V ₂ forms of the earlier verbs. Give them a list of verbs with their three forms. Arrange games for learning those verbs. Ask the question: what did you do yesterday? Write a few responses on the board. Correct the wrong ones. give them the formula of simple past. Give students a small story to read. Ask questions in simple past. write their answers on board. Make them observe the form of verb. Discuss the brief grammar sheet. Show a small presentation about the usage. Divide the students into a group. Give them points and tell them to build up a story out of it ask students whom do they call often. How a call should start give two examples of formal and informal telephonic calls divide the students into pairs and give each groups roles they are to play and a theme they will talk about. Give them 5 minute to prepare the talk. tell each group to present their telephonic talk in front of the class. revise the list of words of nature/ personality traits of people Give a list of words about looks of people. show them 2 to three pictures of people one by one and tell them to describe it. The teacher should give guidelines like comment on the cloths, accessories, posture etc. tell them to use simple present tense. the teacher should help by providing required vocabulary. Make groups of four students. Give a picture to each group and tell them to prepare a description of the person in that picture	
7	Essential Grammar Simple future Tense	Help students to learn and use simple future tense	cards with names of objects, a sample of Horoscope	2
8	VERBS	Help students to understand four forms of verb and structure of verb phrase	A list of verbs with three forms and meaning in marathi	2
9	Essential Grammar Simple past Tense	Help students to learn and use simple past tense	A sheet with a simple story, cards with different key words	2
10	Building Confidence	Help students to talk on telephone in English	List of expressions to be used while talking on telephone two artificial cell phones	2
11	Building Confidence	Help students to describe people	List of words of looks and nature (Personality Traits)	2
12	Improving Composition	Help students to describe pictures	sample pictures (10) of various crowded places	02-Jan

				<p>tell a representative from each group to present their description.</p> <p>make groups of four students give a card to each group</p> <p>tell them to group those questions into different categories</p> <p>Ask them to name those categories. You tell them the three categories and explain briefly.</p> <p>Give a list of 8 Wh words: what, who, where, why, when, how, whose, whom with their Marathi meanings.</p> <p>tell every group to prepare a question using those Wh words in 6 minutes. Tell them to read them</p> <p>write the wrong ones on the board and correct them. Tell them the correct format of the question</p> <p>make group of four students. Give each group a card of six declarative sentences with a part of them underlined</p>		
13	Essential Grammar : Types of sentences	Help students to compose questions: Wh questions	Cards with Wh, Rhetoric questions and question tags	<p>tell students to turn each sentence into a Wh question which will answer the underlined part</p> <p>Tell students to read those sentences, write the wrong ones on the board. Correct them</p> <p>Make pairs of students. Each student will ask the other one a few Wh questions regarding address, name, method of study or reason of getting admitted to the spoken English class etc</p> <p>Students will question and answer in full sentences. Now the other one will ask question and the first one will answer.</p>	2	
14	Essential Grammar: Types of sentences	Help students to compose questions: Wh questions	Cards of declarative sentences with some part of them underlined	<p>Ask students : What are you doing now</p> <p>Write a few responses on the board. Give the formula of present continuous tense</p> <p>give students a brief Grammar sheet of the rules and charts of present continuous</p> <p>Show a small presentation of usage of this tense</p> <p>divide the class into two groups: A and B. Put a bowl of chits of action words in the center</p> <p>A member of group A will come and mime that action. His group will recognise it and answer in full sentence like "he is writing a letter."</p> <p>Group B will repeat the same.</p> <p>Ask students: "What were you doing yesterday at 4.00 pm?"</p> <p>Write the answers on the board. Correct the wrong ones.</p> <p>tell students to observe the change in verb from present cont. to past cont.</p> <p>Give a short grammar sheet to students and explain.</p> <p>Show a small presentation of the usage of this tense.</p> <p>Give students a sheet of ten sentences. Tell them to find out the wrong ones. Tell them to correct.</p> <p>Ask students: "What will you be doing tomorrow?"</p> <p>Write the answers on the board. Correct the wrong ones.</p> <p>Give a short grammar sheet of charts to students and explain</p> <p>Show a small presentation of the usage of this tense</p> <p>Tell students to produce at least 5 more sentences in future continuous tense.</p> <p>Lifelong learning is the key to a happy life.</p> <p>Teacher will tell the things she has learnt so far in present perfect tense.</p> <p>Ask students what different things they have learnt so far.</p> <p>Write the responses on the board. Correct the wrong responses</p> <p>tell students the formula of present perfect tense. Give them a brief sheet with charts. Explain</p> <p>Show them a small presentation about the usage of the tense.</p>	2	
15	Essential Grammar Present Continuous Tense	Help students understand and use present Continuous Tense	A Bowl with chits of action words		2	
16	Essential Grammar Past Continuous Tense	Help students understand and use present Continuous Tense	Printouts of sentences, PPT		2	
17	Essential Grammar Future Continuous Tense	Help students understand and use Future Continuous Tense	A brief grammar sheet, PPT		1	
18	Essential Grammar: Present Perfect Tense	Help students understand and use present Perfect Tense	A brief grammar sheet, PPT		3	

19	Essential Grammar: Past Perfect Tense	Help students understand and use present Continuous Tense	PPT, brief grammar sheet	<p>The tutor will show a diary page of a past day and prepare sentences in past perfect</p> <p>Ask what had already happened when you reached home yesterday.</p> <p>Explain the question to students in Marathi if required.</p> <p>Write the responses on the board. Tell the formula of this tense.</p> <p>Explain a brief grammar sheet to students. show a small presentation of the usage of this tense</p>	2
20	Improving Vocabulary	Help students to learn and use words of movement	worksheet of pictures of actions, pictures of places	<p>Give a sheet with pictures of actions. Ask students what are they doing.</p> <p>tell them to answer in full sentences in Present continuous.</p> <p>Show a picture of some market place and ask students what is happening in that picture.</p> <p>Start the class with greetings. Show students pictures of two people shaking hands with each other</p> <p>ask students: what is the picture about? Are they Congratulating? When do we congratulate?</p> <p>Give students A list of Expressions of congratulations and their responses.</p> <p>explain each one and let them repeat those expressions aloud</p> <p>Show them two instances of dialogues of Congratulations</p> <p>Make pairs of students. Give each member a flashcard and tell them to write their achievements on it. Tell them to exchange the cards with their partner.</p> <p>Tell them to congratulate each other on their achievements using the expressions they've just learnt</p> <p>Teacher will start the lesson by giving some genuine compliments to other students.</p> <p>She will write those compliments on the board and ask students what are these expressions called?</p> <p>if students cannot answer, the teacher will answer the question. She will define "compliment"</p> <p>ask students when do they give compliments and what do they feel when they get compliment</p> <p>ask them what should be said when they are given a compliment? Write the answer on the board.</p> <p>now give students some expressions of compliments and responses. Explain. Tell them to repeat aloud</p> <p>Give them examples of small interactions regarding compliments to read</p> <p>Make pairs of students. Give each pair a flashcard of a situation and them to prepare a dialogue of complimenting and responding to compliments.</p> <p>Teacher will ask a student to switch on/off the tube light.</p> <p>Teacher will thank that student. She will ask another student to close the door and thank him as well using some other expression</p> <p>Teacher will write those expressions on the board and ask students what are they about? Gratitude</p> <p>Give them some informal expressions of saying "Thank you" and responses. Ask them to say them aloud.</p> <p>She will tell the difference between formal and informal expressions of thanking someone.</p> <p>make pairs. Give them samples of small interactions of expressing gratitude. Tell them to enact them in front of the class</p> <p>Come a minute or two late for the class and apologise for that.</p> <p>use another expression and apologise by using some other expression.</p> <p>write both expressions on the board and ask students what are these used for. Apology</p> <p>tell students to add some more expressions. Tell them to share incidents when do they apologise</p> <p>Give them a worksheet of expressions of apology and response to it and let them practice a bit.</p> <p>make pairs. Give each pair a situation/dialogue of apologising and tell them to enact</p>	1
21	congratulating	Help students to congratulate and complement others properly in English	Worksheet, Flashcards, Pictures		1
22	Complimenting	Helping students to give compliments and react to compliments properly	Flashcard, worksheet,		1
23	Expressing Gratitude and Responding to it	Help students to express gratitude and respond to gratitude properly	A sheet of expression of gratitude and response		1
24	Apology	Helping students to express apology and responding to it	A Sheet of expressions of apology and responses		1

25	Making requests and giving orders	Help Students to make proper requests in English	Chits and bowl, Projector, PPT/video	<p>Start the class by requesting at least three students in three different ways.</p> <p>write the requests on the board. Ask students what is the function of these sentences</p> <p>ask students some other ways of making requests. Write them on the board.</p> <p>now give students five formal and five informal ways of requesting and discuss.</p> <p>let students repeat these expressions aloud</p> <p>prepare chits of articles like pencil, help, any task, a book etc.</p> <p>each student will pick a chit and prepare requests for the object in five different ways.</p> <p>the student has to say those requests without doing a mistake.</p> <p>If time allows show a small video about making requests</p> <p>Start your lesson by asking some information</p> <p>Ask a student rudely and another student politely</p> <p>let students understand the difference between the two</p> <p>Ask them how else can we ask for information.</p> <p>Now give them a list of five ways of asking information and responding to it</p> <p>prepare pairs and ask them to practice two of those expressions.</p> <p>Prepare chits of topics of information. Tell each pair and pick a chit and ask her partner for the information given in the chit</p> <p>Give students role play sheets and tell them to enact in front of the class</p> <p>Ask students: "May I put on the fan" "It's too hot here"/ "Do you mind if I use your pen today?"</p> <p>Ask students what was I doing. Asking permission</p> <p>Tell them to suggest some other ways of asking permission. Give them a list of expressions by using which they can ask for permission.</p> <p>Make pairs. Put a bowl of chits with name of things in the centre. Tell each pair to come and pick a chit. Ask them to ask permission to use that thing to their partner. Tell them to change the role and repeat.</p> <p>Tell students that We are going to celebrate Teachers' Day. So tell them to give suggestion. How it should be celebrated.</p> <p>after they suggest. Write a few of their suggestions on the board. Correct the wrong ones.</p> <p>Give students a list of 5 to 10 expressions of giving suggestions</p> <p>prepare chits of ten topics on which the students can give suggestions.</p> <p>write those ten topics on the board and let students think on all of the ten topics for five minutes</p> <p>now each student will get up. Pick up a chit and give at least three suggestions on it</p> <p>Arrange the students into a round and tell them to discuss how to celebrate the upcoming Diwali in an eco-friendly way.</p> <p>Give students Newspaper and tell them to read just the headings. Ask them to tell their meaning.</p> <p>Now tell them to read small news and try to understand. Ask them what problems they face while reading the news</p> <p>give them worksheets and tell them to read the first paragraph. Tell them to tell what they have understood. now tell them to answer the questions given below that paragraph.</p> <p>Give students some strategies to comprehend the paragraphs</p>	1
26	Asking Information	Help students to ask for information in english effectively	Cards, role play sheets	<p>Give students role play sheets and tell them to enact in front of the class</p> <p>Ask students: "May I put on the fan" "It's too hot here"/ "Do you mind if I use your pen today?"</p> <p>Ask students what was I doing. Asking permission</p> <p>Tell them to suggest some other ways of asking permission. Give them a list of expressions by using which they can ask for permission.</p> <p>Make pairs. Put a bowl of chits with name of things in the centre. Tell each pair to come and pick a chit. Ask them to ask permission to use that thing to their partner. Tell them to change the role and repeat.</p> <p>Tell students that We are going to celebrate Teachers' Day. So tell them to give suggestion. How it should be celebrated.</p> <p>after they suggest. Write a few of their suggestions on the board. Correct the wrong ones.</p> <p>Give students a list of 5 to 10 expressions of giving suggestions</p> <p>prepare chits of ten topics on which the students can give suggestions.</p> <p>write those ten topics on the board and let students think on all of the ten topics for five minutes</p> <p>now each student will get up. Pick up a chit and give at least three suggestions on it</p> <p>Arrange the students into a round and tell them to discuss how to celebrate the upcoming Diwali in an eco-friendly way.</p> <p>Give students Newspaper and tell them to read just the headings. Ask them to tell their meaning.</p> <p>Now tell them to read small news and try to understand. Ask them what problems they face while reading the news</p> <p>give them worksheets and tell them to read the first paragraph. Tell them to tell what they have understood. now tell them to answer the questions given below that paragraph.</p> <p>Give students some strategies to comprehend the paragraphs</p>	1
27	Asking permission	Help students to ask permission effectively in English	Bowl of Chits	<p>Give students role play sheets and tell them to enact in front of the class</p> <p>Ask students: "May I put on the fan" "It's too hot here"/ "Do you mind if I use your pen today?"</p> <p>Ask students what was I doing. Asking permission</p> <p>Tell them to suggest some other ways of asking permission. Give them a list of expressions by using which they can ask for permission.</p> <p>Make pairs. Put a bowl of chits with name of things in the centre. Tell each pair to come and pick a chit. Ask them to ask permission to use that thing to their partner. Tell them to change the role and repeat.</p> <p>Tell students that We are going to celebrate Teachers' Day. So tell them to give suggestion. How it should be celebrated.</p> <p>after they suggest. Write a few of their suggestions on the board. Correct the wrong ones.</p> <p>Give students a list of 5 to 10 expressions of giving suggestions</p> <p>prepare chits of ten topics on which the students can give suggestions.</p> <p>write those ten topics on the board and let students think on all of the ten topics for five minutes</p> <p>now each student will get up. Pick up a chit and give at least three suggestions on it</p> <p>Arrange the students into a round and tell them to discuss how to celebrate the upcoming Diwali in an eco-friendly way.</p> <p>Give students Newspaper and tell them to read just the headings. Ask them to tell their meaning.</p> <p>Now tell them to read small news and try to understand. Ask them what problems they face while reading the news</p> <p>give them worksheets and tell them to read the first paragraph. Tell them to tell what they have understood. now tell them to answer the questions given below that paragraph.</p> <p>Give students some strategies to comprehend the paragraphs</p>	1
28	Giving suggestion	Help students to ask Give suggestion in English	A worksheet on expressions of giving suggestions	<p>Give students role play sheets and tell them to enact in front of the class</p> <p>Ask students: "May I put on the fan" "It's too hot here"/ "Do you mind if I use your pen today?"</p> <p>Ask students what was I doing. Asking permission</p> <p>Tell them to suggest some other ways of asking permission. Give them a list of expressions by using which they can ask for permission.</p> <p>Make pairs. Put a bowl of chits with name of things in the centre. Tell each pair to come and pick a chit. Ask them to ask permission to use that thing to their partner. Tell them to change the role and repeat.</p> <p>Tell students that We are going to celebrate Teachers' Day. So tell them to give suggestion. How it should be celebrated.</p> <p>after they suggest. Write a few of their suggestions on the board. Correct the wrong ones.</p> <p>Give students a list of 5 to 10 expressions of giving suggestions</p> <p>prepare chits of ten topics on which the students can give suggestions.</p> <p>write those ten topics on the board and let students think on all of the ten topics for five minutes</p> <p>now each student will get up. Pick up a chit and give at least three suggestions on it</p> <p>Arrange the students into a round and tell them to discuss how to celebrate the upcoming Diwali in an eco-friendly way.</p> <p>Give students Newspaper and tell them to read just the headings. Ask them to tell their meaning.</p> <p>Now tell them to read small news and try to understand. Ask them what problems they face while reading the news</p> <p>give them worksheets and tell them to read the first paragraph. Tell them to tell what they have understood. now tell them to answer the questions given below that paragraph.</p> <p>Give students some strategies to comprehend the paragraphs</p>	1
29	Comprehension	Help students comprehend a given piece of writing	old newspaper, worksheet of comprehension	<p>Give students role play sheets and tell them to enact in front of the class</p> <p>Ask students: "May I put on the fan" "It's too hot here"/ "Do you mind if I use your pen today?"</p> <p>Ask students what was I doing. Asking permission</p> <p>Tell them to suggest some other ways of asking permission. Give them a list of expressions by using which they can ask for permission.</p> <p>Make pairs. Put a bowl of chits with name of things in the centre. Tell each pair to come and pick a chit. Ask them to ask permission to use that thing to their partner. Tell them to change the role and repeat.</p> <p>Tell students that We are going to celebrate Teachers' Day. So tell them to give suggestion. How it should be celebrated.</p> <p>after they suggest. Write a few of their suggestions on the board. Correct the wrong ones.</p> <p>Give students a list of 5 to 10 expressions of giving suggestions</p> <p>prepare chits of ten topics on which the students can give suggestions.</p> <p>write those ten topics on the board and let students think on all of the ten topics for five minutes</p> <p>now each student will get up. Pick up a chit and give at least three suggestions on it</p> <p>Arrange the students into a round and tell them to discuss how to celebrate the upcoming Diwali in an eco-friendly way.</p> <p>Give students Newspaper and tell them to read just the headings. Ask them to tell their meaning.</p> <p>Now tell them to read small news and try to understand. Ask them what problems they face while reading the news</p> <p>give them worksheets and tell them to read the first paragraph. Tell them to tell what they have understood. now tell them to answer the questions given below that paragraph.</p> <p>Give students some strategies to comprehend the paragraphs</p>	2

				Now tell students to read the second passage and answer the questions. Give them time limitation to do so. If possible teacher can let students use dictionary	
30	Comprehension 2	Help students comprehend a given piece of writing	comprehension Worksheet	<p>Select four paragraphs for comprehension. Even the teacher can select stories.</p> <p>Give students those paragraphs to solve one by one and discuss the answers.</p> <p>Let students use dictionaries if they need</p> <p>Start from a simple one going gradually towards the tough one.</p> <p>Ask students what are the problems they are facing right now? Write those problems on board</p> <p>now turn those problems into a sentence. Ask students what can be done to solve these problems.</p> <p>Now give students "you should..." and "you should not..." construction with lots of examples.</p> <p>Now write advice in front of the problems written on the board.</p> <p>Now give students a worksheet of ten (or more) and tell students to write advice in front of those problems</p> <p>make pairs. A student will tell a problem and B student will give an advice</p> <p>start your lesson by asking questions like who is your family doctor? When was the last time you went to him? what was the reason? What did he recommend?</p> <p>give students vocabulary related to illness, doctor, medicines</p> <p>Show students a video of role play of doctor and patient</p> <p>Make pairs of students, tell them to prepare a role play of doctor and patient</p> <p>Give them ten minutes to prepare</p> <p>tell the pairs to present the role play before the class</p>	2
31	Giving Advice	To help students give a suggestion in English	A worksheet of many Problems	<p>Start by asking questions regarding library like what is the name of your library? which sections are there? Why do you go to the library? How do you get a book there? How many books are issued at a time? How</p> <p>Tell them the functions in the library, give them essential vocabulary</p> <p>Show them a sample of communication happening in the library</p> <p>make pairs of students and give them themes (functions) related to library. Give them 10 minutes to prepare. Tell each pair to perform their role play before the class.</p> <p>Ask the students which are the various famous places in Kolhapur</p> <p>Ask them how to go to Mahalakshmi temple?</p> <p>Ask them how to go to Hockey Stadium</p> <p>Now ask them how do they hire a taxi/trickshaw? What do they ask the driver before hiring</p> <p>Now put a bowl of chits of famous tourist places in Kolhapur in the center of the class</p> <p>make pairs of students. Each pair will come and pick a chit. They will prepare the dialogues in 10 minutes. tell each student to come and present the role play in front of the class.</p> <p>Start by asking questions like where do people keep their money? Do they have a bank A/C? Which are the various banks? How to open a bank A/C? Which documents are required for that?</p> <p>Give them small conversations of 4 to 5 dialogues into the bank to read or show videos</p> <p>Tell them functions of the bank. Give them essential vocabulary.</p> <p>Make pairs. With the help of flash cards distribute some themes and give 10 minutes to prepare</p> <p>Tell each pair to come and perform</p>	1
32	Role play: At the doctor	To help students to talk about their illness and physical problems in English	Videos or hand-outs of patient's conversation with doctor	<p>make pairs. A student will tell a problem and B student will give an advice</p> <p>start your lesson by asking questions like who is your family doctor? When was the last time you went to him? what was the reason? What did he recommend?</p> <p>give students vocabulary related to illness, doctor, medicines</p> <p>Show students a video of role play of doctor and patient</p> <p>Make pairs of students, tell them to prepare a role play of doctor and patient</p> <p>Give them ten minutes to prepare</p> <p>tell the pairs to present the role play before the class</p>	2
33	Role play: At the library	To help students to do basic functions in the library by using English	Flash Cards with various themes related to Library	<p>Start by asking questions regarding library like what is the name of your library? which sections are there? Why do you go to the library? How do you get a book there? How many books are issued at a time? How</p> <p>Tell them the functions in the library, give them essential vocabulary</p> <p>Show them a sample of communication happening in the library</p> <p>make pairs of students and give them themes (functions) related to library. Give them 10 minutes to prepare. Tell each pair to perform their role play before the class.</p> <p>Ask the students which are the various famous places in Kolhapur</p> <p>Ask them how to go to Mahalakshmi temple?</p> <p>Ask them how to go to Hockey Stadium</p> <p>Now ask them how do they hire a taxi/trickshaw? What do they ask the driver before hiring</p> <p>Now put a bowl of chits of famous tourist places in Kolhapur in the center of the class</p> <p>make pairs of students. Each pair will come and pick a chit. They will prepare the dialogues in 10 minutes. tell each student to come and present the role play in front of the class.</p> <p>Start by asking questions like where do people keep their money? Do they have a bank A/C? Which are the various banks? How to open a bank A/C? Which documents are required for that?</p> <p>Give them small conversations of 4 to 5 dialogues into the bank to read or show videos</p> <p>Tell them functions of the bank. Give them essential vocabulary.</p> <p>Make pairs. With the help of flash cards distribute some themes and give 10 minutes to prepare</p> <p>Tell each pair to come and perform</p>	2
34	Role play: Giving direction to the taxi driver.	To help students to be able to give direction in English	Flash Cards with the names of famous places in Kolhapur	<p>make pairs of students. Each pair will come and pick a chit. They will prepare the dialogues in 10 minutes. tell each student to come and present the role play in front of the class.</p> <p>Start by asking questions like where do people keep their money? Do they have a bank A/C? Which are the various banks? How to open a bank A/C? Which documents are required for that?</p> <p>Give them small conversations of 4 to 5 dialogues into the bank to read or show videos</p> <p>Tell them functions of the bank. Give them essential vocabulary.</p> <p>Make pairs. With the help of flash cards distribute some themes and give 10 minutes to prepare</p> <p>Tell each pair to come and perform</p>	2
35	Role play: At the bank	To help students to do basic functions in the bank by using English	Flash Cards with various themes related to Bank	<p>make pairs of students. Each pair will come and pick a chit. They will prepare the dialogues in 10 minutes. tell each student to come and present the role play in front of the class.</p> <p>Start by asking questions like where do people keep their money? Do they have a bank A/C? Which are the various banks? How to open a bank A/C? Which documents are required for that?</p> <p>Give them small conversations of 4 to 5 dialogues into the bank to read or show videos</p> <p>Tell them functions of the bank. Give them essential vocabulary.</p> <p>Make pairs. With the help of flash cards distribute some themes and give 10 minutes to prepare</p> <p>Tell each pair to come and perform</p>	2

36	Role play: Booking a room in a hotel	To help students to book a room into a hotel by using English	A video of a conversation between a bank manager and a customer.	<p>Start the lesson by asking have they ever been to a hotel? which is their favourite hotel? what facilities are provided by a hotel? How to book a room in a hotel?</p> <p>Give them essential vocabulary. Give them essential expressions.</p> <p>Show them a video or demo of booking a room in a hotel.</p> <p>make pairs of students and tell them to prepare a conversation between a hotel manager and a person looking for a room in the hotel. Use different themes.</p> <p>Let each pair enact their conversation in front of the class.</p> <p>ask students What would you like your life partner/girlfriend/boyfriend be like.</p> <p>what qualities, looks, characters, likes and dislikes do they expect in him or her.</p> <p>write those qualities on board.</p> <p>ask students to prepare questions on each of that thing.</p> <p>make pairs of students and tell them to prepare a conversation for a formal date.</p> <p>put two chairs in front of the class and tell each pair to present the conversation.</p> <p>ask students questions regarding railway including reservation, booking, enquiry of arrival, announcement.</p>	2
37	Role play: you are on a date	Help students to ask and tell about likes and dislikes in English	Nil	<p>Give them a sheet with all functions happening at the railway station with essential vocabulary and expressions</p> <p>make pairs. Tell each pair to prepare two conversations of 4 to 5 dialogues. Tell them enact.</p> <p>Prepare chits of various functions happening at the railway station</p> <p>each pair will prepare dialogues in the speculated time</p> <p>Tell them to enact the same dialogues before the class.</p> <p>Let students discuss about something. Like How to celebrate upcoming 31st December.</p> <p>Give them plenty of suggestions like: Place, food, dance, music, some other ways of celebrating. Let them speak the way they want.</p> <p>Now give them more suggestion. Remind them expressions of making suggestion, request etc</p> <p>now give one more topic to discuss. With a fewer suggestion</p>	2
38	Role play: At the railway station/ bus stop	Help students to do various functions at a railway station by using English	Worksheet of functions at railway station, chits for the role play	<p>Let students discuss about something. Like How to celebrate upcoming 31st December.</p> <p>Give them plenty of suggestions like: Place, food, dance, music, some other ways of celebrating. Let them speak the way they want.</p> <p>Now give them more suggestion. Remind them expressions of making suggestion, request etc</p> <p>now give one more topic to discuss. With a fewer suggestion</p>	1
39	Group Discussion 1	Help students to express their thoughts and opinions effectively in English		<p>Let students discuss about something. Like How to celebrate upcoming 31st December.</p> <p>Give them plenty of suggestions like: Place, food, dance, music, some other ways of celebrating. Let them speak the way they want.</p> <p>Now give them more suggestion. Remind them expressions of making suggestion, request etc</p> <p>now give one more topic to discuss. With a fewer suggestion</p>	1
40	Interview Technique				
41	Group Discussion 2				

42	Giving a speech			
43	Group discussion 3			
44	Song recitation			
45	Song recitation			
46	Song recitation			
47	Song recitation			

VIVEKANAND COLLEGE, KOLHAPUR

Department of English ~~2017-18~~ - 19

Spoken English Class.

Date: 17-12-2018

Time: 10:30-11:30 a.m

Sr.	Name	Roll No.	Signature	Marks
①	Shamalevale Mahek Maham	4838		B.A-I
②	Patil Varsha Balasaheb	4789		B.A-I
<u>19-12-18</u>				
①	Sakshi Lazrman Kadam	4616		B.A.I
<u>26-12-18</u>				
①	Shamalevale Mahek Mahamadhanik	4838		B.A-I
②	Sakshi Lazrman Kadam	4616		B.A.I
<u>27-12-18</u>				
③	Sakshi Lazrman Kadam	4616		B.A.I
<u>28-12-18</u>				
①	Sakshi Lazrman Kadam	4616		B.A.I

Garali

Conducted by: Mr. P. P. Garali

(Asst. Prof.)

Dept. of English,

VCK.

Sr.No	Date	Name of Teachers	Department	Name of Student	CLASS	From	Till	Details	Teachers	Students
1	15.12.2018	Dr. S. M. Joshi	English	Pranita Babbar Patil Varsha Balasubrah Patil	B.A-I 4766 4767 B.A-I	10:30	11:30	Spoken English course (Interview Technique)	Joshi	Patil Wade
2	19.12.18	Mr. P. P. Gavali	English	Sakshi Laxman Kadim	B.A-I	10:30	11:30	Spoken English Course	Gavali	Wade
3	20.12.18	Mr. P. P. Gavali	English		B.A-I	10:30	11:30	Spoken English course	Gavali	
4	21.12.18	Mr. P. P. Gavali	English		B.A-I	10:30	11:30	Spoken English course	Gavali	
5	26.12.18	Mr. P. P. Gavali	English	Mahek M. Shahabade	B.A-I 4832	10:30	11:30	Spoken English course	Gavali	
				Sakshi Laxman Kadim	B.A-I 4616					
6	27.12.18	Mr. P. P. Gavali	English	Sakshi Laxman Kadim	B.A-I	10:30	11:30	Spoken English course	Gavali	Wade
7	28.12.18	Mr. P. P. Gavali	English	Sakshi Laxman Kadim	B.A-I	10:30	11:30	Spoken English course	Gavali	
8	04.01.19	Dr. S. M. Joshi	English	Punam Balasa Kumbhar Shubhangee singh Dhraj Tabbasum Tanodze Rajal Radhika Almay Abdel Pall Mathili Sanjay Amey S. Kanwarakar Shubham M. Kumbhar	B.A-III B.A-III B.A-III B.A-III B.A-III B.A-III B.A-III B.A-III	9:30	10:15	Reference work for criticism Paper	Joshi Joshi Joshi Joshi Joshi Joshi Joshi Joshi	Wade Wade Wade Wade Wade Wade Wade Wade

CLASS	Time		Details	Teachers Sibn.	Students Sibn.	
	From	Till				
B.A-I 4766 4789	10:30	11:30	Spoken English course (Interview Technique)	Joshi	Bill Vidya	
B.A.I	10:30	11:30	Spoken English Course	Karali	Sharda	
	10:30	11:30	Spoken English course	Karali		
	10:30	11:30	Spoken English Course	Karali		
B.A.I 4838	10:30	11:30	— // —	Karali	AD Sharda Sharda	
B.A.I 4616						
	10:30	11:30	Spoken English course	Karali	Sharda	
B.A.I	10:30	11:30	Spoken English course	Karali		
B.A III	9:30	10:15	Reference work for criticism paper	Joshi	Sharda B.K. Sharma	
B.A III	9:30	10:15		Joshi	S.P. Joshi	
B.A III	9:30	10:15			Sharda	
B.A III	9:30				Sharda	Sharda
BA III	9:30	10:15				Sharda
B.A III	9:30	10:15				Mspatil
BA III	9:30	10:15				Sharda
B.A III	9:30	10:15				H.S.

VIVEKANAND COLLEGE, KOLHAPUR

(Autonomous)

Department of English

Attendance

A certificate course in Spoken English
Unit :- Introducing self & others

Day/date: 06/08/18.....

Time: 11:00 am

Sr.	Name of Student	Roll No.	Sign
1.	Kadam Sakshi Lakshman		<u>Sakshi</u>
2.	Shamalevale Mahek Mahamad-hanif		<u>Mahek</u>
3.	Srushti Sanjay Chalake		<u>Srushti</u>
4.	Shukrani Vasant Bhopale		<u>Shukrani</u>
5.	Kumbhar Vasudha Jotiram		<u>Vasudha</u>
6.	Pranita Baban Patil		<u>Patil</u>
7.	Varsha Balasaheb Patil		<u>Patil</u>
Date: 07/8/18			
1)	Prajakta Baburao Patole		<u>Patole</u>
2)	Mahek Mahamdhanif Shamalevale		<u>Mahek</u>
3)	Pranita Baban Patil		<u>Patil</u>
4)	Shukrani Vasant Bhopale		<u>Shukrani</u>
5)	Urmila Anil Vandre		<u>Urmila</u>
6)	Varsha Balasaheb Patil		<u>Patil</u>
7)	Srushti Sanjay Chalake		<u>Srushti</u>
8)	Sakshi Lakshman kadam		<u>Sakshi</u>

Name of Teacher: Dr. S.M. Joshi.....

Sign: Joshi

VIVEKANANDS COLLEGE (AUTONOMOUS), KOLHAPUR


COC in Spoken English

2018-19

Marks Sheet

Sr. No.	Name of Student	Orals (out of 50)	Theory (out of 50)	Total (out of 100)	Rank
1	Bhopale Shukrani	42	27	69	
2	Chalake Srushti S.	46	42	88	III
3	Halunde Remjeet	ab	ab	-	
4	Janagonda Arati	ab	ab	-	
5	Kadam Sakshi L.	30	17	47	
6	Kamerkar Rahi S.	48	43	91	II
7	Patil Pranita B.	30	20	50	
8	Patil Varsha B.	40	29	69	
9	Patole Prajakta B.	48	48	96	I
10	Salokhe Komal A.	ab	ab	-	
11	Shamalevale Mahek M.	38	24	62	
12	Wandre Urmila A.	33	30	63	



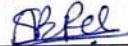









(Dr. S. M. Joshi)
Coordinator

VIVEKANANDS COLLEGE, KOLHAPUR
(AUTONOMOUS)


COC in Spoken English
Theory and Oral Examination 2018-19
Attendance

Date: 28/02/2019

Time : 10.00 a.m. -1.00 p.m.

Sr. No.	Name of Student	Signature	Remarks
1	Bhopale Shukrani V.		42
2	Chalake Srushti S.		46
3	Halunde Remjeet P.	—	—
4	Janagonda Arati D.	—	—
5	Kadam Sakshi L.		30
6	Kamerkar Rahi S.		48
7	Patil Pranita B.		30
8	Patil Varsha B.		40
9	Patole Prajakta B.		48
10	Salokhe Komal A.	—	—
11	Shamalevale Mahek M.		38
12	Wandre Urmila A.		33

Examination Conducted by:

1. External Examiner: M.S. Supriya Mohan Patil 

2. Internal Examiner: Joshi Dr. S.M. Joshi




Vivekanand College, Kolhapur (Autonomous)
Value Added Course in Spoken English 2019-20
Oral Examination Result

Date: 06/12/2019

Time: 10.30 a.m.

Sr.	Name of student	Total	Remarks
1	Bhalkar Vrushali T.	Ab	
2	Bhise Sourabh M.	Ab	
3	Chavan Pragati S.	Ab	
4	Dilawar Muskan I.	43	2nd
5	Dalve Suraj M.	33	
6	Fase Pratik B.	35	
7	Ghadage Bharati M.	34	
8	Ghudubhai Najmin A	31	
9	Ghule Poonam M.	45	1st
10	Gurav Abhishek S.	35	
11	Gurav Ganpati K.	28	
12	Gurav Swapnali V.	Ab	
13	Jadhav Rutuja K.	33	
14	Kamble Nitin D.	32	
15	Kamble Pradnya P.	45	1st
16	Kamble Pratiksha S.	Ab	
17	Kamble Amruta B.	Ab	
18	Khot Vaishnavi B.	42	
19	Kulkarni Sarvesh S.	45	1st
20	Kumbhar Rasika S.	33	
21	Lohar Vijay J.	33	
22	Mali Onkar A.	Ab	
23	Mudrale Shweta R.	38	3rd
24	Pareek Sangeeta R.	32	
25	Patil Pankaj P.	Ab	
26	Patil Rutuja A.	Ab	
27	Patil Vaishnavi B.	Ab	
28	Patole Rutuja B.	45	1st
29	Sankapal Pallavi S.	Ab	
31	Satardekar Aishwarya	32	
32	Sawant Tejas C.	Ab	
33	Shaikh Kashiph F.	38	3rd
34	Sontakke Aishwarya	Ab	
35	Suryavanshi Priyanka	Ab	
36	Sutar Komal V.	34	
37	Warake Sakshi S.	45	1st


(Dr. S. M. Joshi)
Coordinator


(Mrs. Aarti Chavan)
External Examiner

Vivekanand College (Autonomous), Kolhapur
CoC in Spoken English
Examination 2018-19
Theory Paper

Day & Date: Thursday, 28/02/2019

Time: 10.00a.m. -11.00 a.m.

Marks: 50

- Q.1 A Write your daily routine in minimum five sentences using appropriate tense. 4
B Write any five tasks that you will do tomorrow 4
- Q.2 Correct errors in the following sentences. 4
A Yesterday, I go to the library to take a novel to read.
B M. S. Dhoni scoring century in the last match.
- Q.3 Write a response to: 4
A. "Good morning Mr. Jadhav. I am Mr. Kedar Patil".
B. "It was nice to meet you Megha".
- Q.4 A. How will you congratulate your colleague who has got a promotion? 2
B. How will you appreciate your friend who has got a new job? 2
- Q.5 Match the following situations with the appropriate expressions of apology. 4
- | Situation | Expression of apology |
|---|---|
| 1 You kept someone who is phoning you on hold for a long time | A "Sorry to keep you waiting." |
| 2 You have arrived late at a restaurant | B "Pardon?" |
| 3 You have to tell someone their flight has been cancelled | C "Sorry I'm late. Have you been waiting long?" |
| 4 You didn't hear someone | D "I regret to inform you that there has been a problem." |
- Q.6 Write a short dialogue between a customer and the hotel receptionist regarding booking a room. 4
- Q.7 A. How will you express your gratitude towards a friend who helped you in completing your project? 2
B. You had invited your colleagues for the birthday party of your son. Now you want to thank them. Write a short 'thank you' note of a sentence or two that you will message them on their mobiles. 2
- Q.8 A. Make a request to your friend to lend you his/her scooter. 2
B. Make a request to your colleague to come 10 minutes early in the office. 2

B. Read the passage and answer the questions given below.

5

Born on Jan 12, 1863 in an affluent Bengali family, Narendra Natha Datta was a precocious child who was what we call nowadays, an all-rounder, excelling in music, studies and athletics. His father Vishwanatha Datta was a well-known attorney. However, he took the spiritual route instead and introduced Hinduism to the world in 1893 when he spoke at the World's Parliament of Religion (probably one of the most epic things any Indian has done abroad!). The historic speech was given on September 11, 1893 by Swami Vivekananda. Here's the full text of his opening and closing address: Sisters and Brothers of America, It fills my heart with joy unspeakable to rise in response to the warm and cordial welcome which you have given us. I thank you in the name of the most ancient order of monks in the world; I thank you in the name of the mother of religions, and I thank you in the name of millions and millions of Hindu people of all classes and sects. My thanks, also, to some of the speakers on this platform who, referring to the delegates from the Orient, have told you that these men from far-off nations may well claim the honor of bearing to different lands the idea of toleration. I am proud to belong to a religion which has taught the world both tolerance and universal acceptance. We believe not only in universal toleration, but we accept all religions as true. I am proud to belong to a nation which has sheltered the persecuted and the refugees of all religions and all nations of the earth. I am proud to tell you that we have gathered in our bosom the purest remnant of the Israelites, who came to Southern India and took refuge with us in the very year in which their holy temple was shattered to pieces by Roman tyranny. I am proud to belong to the religion which has sheltered and is still fostering the remnant of the grand Zoroastrian nation. I will quote to you, brethren, a few lines from a hymn which I remember to have repeated from my earliest boyhood, which is every day repeated by millions of human beings: "As the different streams having their sources in different paths which men take through different tendencies, various though they appear, crooked or straight, all lead to Thee." The present convention, which is one of the most august assemblies ever held, is in itself a vindication, a declaration to the world of the wonderful doctrine preached in the Gita: "Whosoever comes to me, through whatsoever form, I reach him; all men are struggling through paths which in the end lead to me." Sectarianism, bigotry, and its horrible descendant, fanaticism, have long possessed this beautiful earth.

Q1. What was Vishwanatha Datta's profession?

- | | |
|---|---|
| <input checked="" type="checkbox"/> 1. Attorney | <input type="checkbox"/> 2. Spiritual leader |
| <input type="checkbox"/> 3. Teacher | <input type="checkbox"/> 4. None of the above |

Q2. Who spoke at the World's Parliament of Religion?

- | | |
|--|--|
| <input checked="" type="checkbox"/> 1. Narendra Nath Datta | <input checked="" type="checkbox"/> 2. Swami Vivekananda |
| <input type="checkbox"/> 3. Both | <input type="checkbox"/> 4. None |

" Dissemination of Education for Knowledge, Science and Culture."
- Shikshanmaharshi Dr. Bapuji Salunkhe



Shri Swami Vivekanand Shikshan Sanstha's

VIVEKANAND COLLEGE, KOLHAPUR.

(Affiliated to Shivaji University, Kolhapur.)

Certificate



This is to certify that

Miss Varsha B. Patil

Mother's Name : Sunilā

has passed the ~~U.S.C. Sponsored~~ Certificate Course in : Spoken English

Examination inI..... Class in the Month of ..April.... year 2018-19

The said certificate has been issued to him/her at Kolhapur.

The Testimony whereof are at the seal of the college and the signatures of the co-ordinator and the Principal of the college



(Seal of Concerned College)

Joshi

Mrs. Shruti Joshi
Co-ordinator

(Seal of the University)

Hangekar

Dr. S. Y. Hangekar
Principal

Oral Exam

	(10)	(5)	(5)	(5)	(10)	(10)	(5)	Total (50)
	1	2	3	4	5	6	7	8
27 18 ① Bhopale Shubrani	08	04	05	04	08	08	04	42
17 ② Kadam Sakshi	06	04	03	03	04	03	02	30
43 ③ Kamerkar Rahi	10	05	05	05	10	08	04	48
20 ④ Patil Pranita	06	04	03	03	06	04	04	30
29 ⑤ Patil Varsha	09	04	04	04	07	08	04	40
48 ⑥ Patole Prajakta	10	05	05	05	09	09	05	48
24 ⑦ Shamalewale Mahak	07	03	03	04	08	08	07	38
30 ⑧ Wandre Urmita	05	06	02	05	07	06	02	33
42 ⑨ Chalake Srushti	09	04	04	05	09	09	05	46

- 1 - Introduce yourself - 10
- 2 - Introduce others - 5
- 3 - Talking abt likes, dislikes & hobbies 05
- 4 - Describing people & places - 05
- 5 - Dialogue - 10
- 6 - Reading news, poem, prose - 10
- 7 - Listening comprehension - 05
- 8 Total - 50

VIVEKANANDS COLLEGE (AUTONOMOUS), KOLHAPUR


COC in Spoken English

2018-19

Marks Sheet

Sr. No.	Name of Student	Orals (out of 50)	Theory (out of 50)	Total (out of 100)	Rank
1	Bhopale Shukrani V.	42	27	69	
2	Chalake Srushti S.	46	42	88	III
3	Halunde Remjeet P.	ab	ab	-	
4	Janagonda Arati D.	ab	ab	-	
5	Kadam Sakshi L.	30	17	47	
6	Kamerkar Rahi S.	48	43	91	II
7	Patil Pranita B.	30	20	50	
8	Patil Varsha B.	40	29	69	
9	Patole Prajakta B.	48	48	96	I
10	Salokhe Komal A.	ab	ab	-	
11	Shamalevale Mahek M.	38	24	62	
12	Wandre Urmila A.	33	30	63	




(Dr. S. M. Joshi)
Coordinator