

**Vivekanand College, Kolhapur (Empowered Autonomous)**  
**Department of B.Voc Photography & Videography**  
Annual Teaching Plan  
 Academic Year: 2021-22


Name of the teacher: Mr. Raviraj Sutar

Class: B.Voc Part I

Semester: I

Course Title: Camera Techniques Part I

Month: August 2021			Module/Unit:	Sub-units planned
Lectures (Credits)	Practical's (Credits)	Total (Credits)	Unit - 1	Camera evolution, How the camera works, Types of camera, DSLR parts, Sensor size, FX vs DX, Anatomy of lens, Types of lens
4	4	8		
Month : September 2021				Sub-units planned
Lectures (Credits)	Practical's (Credits)	Total (Credits)	Unit - 2	Introduction of photography 2. Exposure Triangle (Shutter speed, Aperture, I.S.O. ) 3. Picture Control 4. White Balance 5. Metering Mode 6. Flash Fire 7. Flash Synchronization 8. Image Size
4	4	8		
Month: September 2021				Sub-units planned
Lectures (Credits)	Practical's (Credits)	Total (Credits)	Unit - 3	Modes of Camera 2. Camera Setting 3. Recording format
4	4	8		
Month: October 2021				Sub-units planned
Lectures	Practical's	Total	Unit - 4	Introduction of studio Light (Artificial & Natural) 2. Studio Accessories
4	4	8		



B. VOC. PHOTOGRAPHY & VIDEOGRAPHY  
 VIVEKANAND COLLEGE  
 KOLHAPUR



**Class: B.Voc Part I****Semester: II****Course Title: Camera Technique II**

Month: December 2022			Module/Unit:	Sub-units planned
Lectures (Credits)	Practical's (Credits)	Total (Credits)	Unit - 1	1. Types of Camera 2. Cmos 3. F- Stop 4. T-Stop
4	4	8		
Month : January 2022			Module/Unit:	Sub-units planned
Lectures (Credits)	Practical's (Credits)	Total (Credits)	Unit - 2	HDR Photography & Videography 2. Flash Exposure 3. Script Image 4. Raw Vs JPEG
4	4	8		
Month: February 2022			Module/Unit:	Sub-units planned
Lectures (Credits)	Practical's (Credits)	Total (Credits)	Unit - 3	1. High Key 2. Low Key 3. Light Cutting 4. Butterfly Light 5. Rembrandt Light 6. Split Light 7. Flat Light 8. Ring/ Rim 9. Key Light 10. Fill Light
4	4	8		
Month: March 2022			Module/Unit:	Sub-units planned
Lectures (Credits)	Practical's (Credits)	Total (Credits)	Unit - 4	1. Light Metering 2. Highlight Metering 3. Shadow Metering 4. Color Metering
4	4	8		



Month: August 2021			Module/Unit:	Sub-units planned
Lectures (Credits)	Practical's (Credits)	Total (Credits)	Unit - 1	1. White Background 2. Color Background 3. Texture Background 4. Splash 5. Angles 6. Properties
4	4	8		
Month : August & September 2021			Module/Unit:	Sub-units planned
Lectures (Credits)	Practical's (Credits)	Total (Credits)	Unit - 2	1. Pizza 2. Burger 3. Misal 4. Thali 5. Cookies 6. Ice-cream 7. Cold drinks 8. Fruits
4	4	8		
Month: September 2021			Module/Unit:	Sub-units planned
Lectures (Credits)	Practical's (Credits)	Total (Credits)	Unit - 3	1. Lipstick 2. Face Powder 3. Eye Makeup Material Beauty Products
4	4	8		
Month: October 2021			Module/Unit:	Sub-units planned
Lectures (Credits)	Practical's (Credits)	Total (Credits)	Unit - 4	1. Traditional 2. Western 3. Stone 4. Oxide 5. Glass
4	4	8		



HEAD

B. VOC. PHOTOGRAPHY & VIDEOGRAPHY  
VIVEKANAND COLLEGE, KOLHAPUR





Month: December 2021			Module/Unit:	Sub-units planned
Lectures (Credits)	Practical's (Credits)	Total (Credits)	Unit - 1	1. Commercial Hotels – 5, Showroom- 5, Shop-5, Hospital - 5 2. Residential House-2, Resort-2, Farm House-2 3. Heritage Palace -2, Temple -5, Other -5
4	4	8		
Month : January 2022			Module/Unit:	Sub-units planned
Lectures (Credits)	Practical's (Credits)	Total (Credits)	Unit - 1	1. Two Wheeler Vehicle 2. Four Wheeler Vehicle 3. Showroom Visit 4. Spare part of Vehicle 5. Heavy Vehicle
4	4	8		
Month: February 2022			Module/Unit:	Sub-units planned
Lectures (Credits)	Practical's (Credits)	Total (Credits)	Unit - 1	Industrial Workshop , Industrial Parts, Industrial Machines , Product Making Process, Labors portraits, Industry Visits
4	4	8		
Month: March 2022			Module/Unit:	Sub-units planned
Lectures	Practical's	Total	Unit - 1	Hospital Visit Medical Equipments shoot Medical machinery Tablets Catalog shoot Dental Process Operation
4	4	8		



HEAD

 B. VOC. PHOTOGRAPHY & VIDEOGRAPHY  
 VIVEKANAND COLLEGE, KOLHAPUR


Name of the teacher: Mr. Akshaykumar Khot

Class: B.Voc Part I

Semester: I

Course Title: Basic Photoshop

Month: August 2021			Module/Unit:	Sub-units planned
Lectures (Credits)	Practical's (Credits)	Total (Credits)	Unit - 1	Installation, Photoshop Intro, Version History, Intro Workspace, New Page setup, Import, Export
4	4	8		
Month : September 2021				Sub-units planned
Lectures (Credits)	Practical's (Credits)	Total (Credits)	Unit - 2	Intro Tools, Selection, Finishing, Feathering, Cutting, Change Background, Opacity, Flow, Fill
4	4	8		
Month: September 2021				Sub-units planned
Lectures (Credits)	Practical's (Credits)	Total (Credits)	Unit - 3	Resolution, Cropping, Size, Perspective, Dodging and Burning, Shapes, Fill, Quick Mask, File Format
4	4	8		
Month: October 2021				Sub-units planned
Lectures	Practical's	Total	Unit - 4	Identity Setup (Visa, Identity, Passport, Stamp, Identity), Menu Bar (File, Edit, Layer, Filter, Window, Type, 3D, View, Image), Option Bar
4	4	8		

Class: B.Voc Part I

Semester: II

Course Title: Photo Editing



Month: December 2022			Module/Unit:	Sub-units planned
Lectures (Credits)	Practical's (Credits)	Total (Credits)	Unit - 1	Pallets (Layer, Action, History, Colour, Histogram, Navigator, Path, Time Line, Info), Text (paragraph), Vertical Type Mask, Horizontal Type Mask
4	4	8		
Month : January 2022			Module/Unit:	Sub-units planned
Lectures (Credits)	Practical's (Credits)	Total (Credits)	Unit - 2	Create PDF, Create Contact Sheet, Alignment, Scripts, Keyboard Shortcut Key, Bits, Channel, Save Selection, Load Selection
4	4	8		
Month: February 2022			Module/Unit:	Sub-units planned
Lectures (Credits)	Practical's (Credits)	Total (Credits)	Unit - 3	Preferences, History Log, File Handling, Interface, Color Modes (Bitmap, Grayscale, R.G.B, C.M.Y.K, Lab Color, Index Color)
4	4	8		
Month: March 2022			Module/Unit:	Sub-units planned
Lectures (Credits)	Practical's (Credits)	Total (Credits)	Unit - 4	Create New Brush, Create New Stamp, Hue, Saturation, Color Lookup, Color Balance
4	4	8		

Class: B.Voc Part II

Semester: III

Course Title: Post Processing



Scanned with OKEN Scanner



<b>Month: August 2021</b>			<b>Module/Unit:</b>	<b>Sub-units planned</b>
Lectures (Credits)	Practical's (Credits)	Total (Credits)	<b>Unit - 1</b>	Lavel, Curves, Brightness, Contrast, Shadow, Highlights, Chanel Mixer, Gradient, Gradient Map
4	4	8		
<b>Month : August &amp; September 2021</b>			<b>Module/Unit:</b>	<b>Sub-units planned</b>
Lectures (Credits)	Practical's (Credits)	Total (Credits)	<b>Unit - 2</b>	Blending Mode, Skin Retouching, Finishing, Dimension, Refine Edge, Filter's
4	4	8		
<b>Month: September 2021</b>			<b>Module/Unit:</b>	<b>Sub-units planned</b>
Lectures (Credits)	Practical's (Credits)	Total (Credits)	<b>Unit - 3</b>	Masking, (Layer mask, Clipping Mask)  Camera Raw, Adjustment Layer (Solid Colour, Pattern, Vibrance ) Puppet Warp
4	4	8		
<b>Month: October 2021</b>			<b>Module/Unit:</b>	<b>Sub-units planned</b>
Lectures (Credits)	Practical's (Credits)	Total (Credits)	<b>Unit - 4</b>	Miniature, Action's, PDF Preset's, Layout, Design, Filter Gallery, Vanishing Point, Nik Collection,
4	4	8		

**Class: B.Voc Part II**

**Semester: IV**

**Course Title: Post Processing-II**



Month: December 2021			Module/Unit:	Sub-units planned
Lectures (Credits)	Practical's (Credits)	Total (Credits)	Unit - 1	Light room Intro, Manipulation, Preset's, Album Page Margin, Page Designing, Photo Collage,
4	4	8		
Month : January 2022			Module/Unit:	Sub-units planned
Lectures (Credits)	Practical's (Credits)	Total (Credits)	Unit - 2	Light Room Colour Correction, Colour Grading, Create New Presets, Load Presets, Album Page Details
4	4	8		
Month: February 2022			Module/Unit:	Sub-units planned
Lectures (Credits)	Practical's (Credits)	Total (Credits)	Unit - 3	Raw File Processing, Lense Correction, Liquefy, Colour Range, Copy Skin Colour, Remove Fence
4	4	8		
Month: March 2022			Module/Unit:	Sub-units planned
Lectures	Practical's	Total	Unit - 4	Parallax Video, Simple Photo Video, Animation, Check Layer's, Highly Realistic Shadow
4	4	8		

Name of the teacher: **Mr. Mangesh Khole**

Class: **B.Voc Part I**

Semester: **I**

Course Title: **History of Camera**





Month: August 2021			Module/Unit:	Sub-units planned
Lectures (Credits)	Practical's (Credits)	Total (Credits)	Unit - 1	1. Cave & Paintings 2. Drawing & Fine Art. 3. Natural Light 4. Father of Photography
4	4	8		
Month : September 2021				Sub-units planned
Lectures (Credits)	Practical's (Credits)	Total (Credits)	Unit - 2	About 1 <sup>st</sup> Camera 1816 2. Pin Hole Camera 3. Obscura Camera 4. Obscura Camera to Upgradation
4	4	8		
Month: September 2021				Sub-units planned
Lectures (Credits)	Practical's (Credits)	Total (Credits)	Unit - 3	1. Film (B/W) 2. Film (Colour) 3. Enlarger Painting 4. fix setup for Video 5. Dark Room
4	4	8		
Month: October 2021				Sub-units planned
Lectures	Practical's	Total	Unit - 4	Roll to Digital 2. Crop Frame 3. Full Frame 4. Mirror less 5. Modern Tools
4	4	8		

Class: B.Voc Part I

Semester: II

Course Title. Accessories




Month: December 2021			Module/Unit:	Sub-units planned
Lectures (Credits)	Practical's (Credits)	Total (Credits)	Unit - 1	1. Types of Studio 2. Studio Setup 3. Basic Equipments 4. Advance Equipment
4	4	8		
Month : January 2022			Module/Unit:	Sub-units planned
Lectures (Credits)	Practical's (Credits)	Total (Credits)	Unit - 2	1. Zoom 2. Wide 3. Block 4. Macro 5. Tilt Shift
4	4	8		
Month: February 2022			Module/Unit:	Sub-units planned
Lectures (Credits)	Practical's (Credits)	Total (Credits)	Unit - 3	Basic Soft Box, Professional Soft Box, Octa, Ring Lights, Background Lights, Flash Light
4	4	8		
Month: March 2022			Module/Unit:	Sub-units planned
Lectures (Credits)	Practical's (Credits)	Total (Credits)	Unit - 4	Reflector, Diffuser, Cutter, Filters, Tripods, Light Meter, Colour Gel, Air Blower, Turn Table, Product Table, Product Base, Background, Shooting Properties
4	4	8		

Class: B.Voc Part II


Semester: III

Course Title: Advance Photography-I



Scanned with OKEN Scanner

Month: August 2021			Module/Unit:	Sub-units planned
Lectures (Credits)	Practical's (Credits)	Total (Credits)	Unit - 1	<ol style="list-style-type: none"> <li>1. Baby</li> <li>2. Indoor</li> <li>3. Outdoor</li> <li>4. Candid</li> <li>5. ID Photo</li> <li>6. Couple</li> </ol>
4	4	8		
Month : August & September 2021			Module/Unit:	Sub-units planned
Lectures (Credits)	Practical's (Credits)	Total (Credits)	Unit - 2	<ol style="list-style-type: none"> <li>1. Miniature</li> <li>2. Advertising Portraits</li> <li>3. Motion Blur</li> <li>4. Motion Blur (Flash)</li> </ol>
4	4	8		
Month: September 2021			Module/Unit:	Sub-units planned
Lectures (Credits)	Practical's (Credits)	Total (Credits)	Unit - 3	<ol style="list-style-type: none"> <li>1. Kids Modeling</li> <li>2. Indoor Modeling</li> <li>3. Outdoor Modeling</li> <li>4. Couples Modeling</li> <li>5. Concept Modeling</li> </ol>
4	4	8		
Month: October 2021			Module/Unit:	Sub-units planned
Lectures (Credits)	Practical's (Credits)	Total (Credits)	Unit - 4	<ol style="list-style-type: none"> <li>1. Vegetable Market</li> <li>2. Heritage</li> <li>3. Market place</li> <li>4. Social Function</li> <li>5. Temple Place</li> <li>6. Farmer</li> </ol>
4	4	8		



Class: B.Voc Part II

Semester: IV

Course Title: Advance Photography –II





Month: December 2021			Module/Unit:	Sub-units planned
Lectures (Credits)	Practical's (Credits)	Total (Credits)	Unit - 1	1. Social Theme 2. Medical Theme 3. Corporate Theme 4. Educational Theme 5. Festival Theme
4	4	8		
Month : January 2022			Module/Unit:	Sub-units planned
Lectures (Credits)	Practical's (Credits)	Total (Credits)	Unit - 2	1. Catalog Photography 2. High Fashion 3. Street Fashion 4. Indian 5. Western 6. Indo western 7. Festival fashion
4	4	8		
Month: February 2022			Module/Unit:	Sub-units planned
Lectures (Credits)	Practical's (Credits)	Total (Credits)	Unit - 3	Landscape, Culture, Historical Building, Agriculture, People, Lifestyle
4	4	8		
Month: March 2022			Module/Unit:	Sub-units planned
Lectures	Practical's	Total	Unit - 4	Grand Wedding ,Pre wedding, Post Wedding, Poses Corporate function Candid Shots
4	4	8		



**HEAD**

**B.VOC. PHOTOGRAPHY & VIDEOGRAPHY**  
 VIVEKANAND COLLEGE, KOLHAPUR




Name of the teacher: Rushikesh S. Goni

Class: B.Voc. Part I CC 1444 A

Semester: I

Course Title: Composition

Month: July-August 2021			Module/Unit:	Sub-units planned
Lectures	Practical's	Total	Unit 1	Introduction to Composition, Understanding the Basics of Composition, The Psychology of Composition
4	4	8		
Month : September 2021			Module/Unit:	Sub-units planned
Lectures	Practical's	Total	Unit 2	Elements of Composition : Color Shape Texture Patterns Line, Space, Value, Rhythm, Contrast, Unity
4	4	8		
Month: September 2021			Module/Unit:	Sub-units planned
Lectures	Practical's	Total	Unit 3	Importance of Light in Composition Types of Natural Light Artificial Lighting Techniques Shadows and Highlights
4	4	8		
Month: October 2021			Module/Unit:	Sub-units planned
Lectures	Practical's	Total	Unit 4	Creating Depth in Photography, The Use of Foreground, Middleground, and Background, Atmospheric Perspective, Lens Choices and Their Impact on Perspective, Advanced Composition Techniques Negative Space Using Framing Devices Point of View and Angles Golden Ratio in Photogra
4	4	8		




Class: B.Voc Part II CC 1417C

Semester: III


Course Title: Basic of Videography

Month: July-August 2021			Module/Unit:	Sub-units planned
Lectures	Practical's	Total	Unit 1	Unit I: Introduction to Videography Fundamentals
4	4	8		<i>Overview of Videography</i> <ul style="list-style-type: none"> <li>• Definition and Scope of Videography</li> <li>• Evolution of Videography: From Film to Digital</li> <li>• Understanding the Role of a Videographer</li> <li>• Basics of Visual Storytelling in Videography</li> </ul> <i>Essential Equipment and Technology</i> <ul style="list-style-type: none"> <li>• Cameras, Lenses, and Accessories for Videography</li> <li>• Video Resolution and Frame Rates</li> <li>• Introduction to Video Formats (e.g., MP4, MOV)</li> <li>• Audio Equipment and Recording Techniques</li> </ul>
Month : September 2021			Module/Unit:	Sub-units planned
Lectures	Practical's	Total	Unit 2	Camera Operation and Shooting Techniques <i>Camera Settings for Videography</i> <ul style="list-style-type: none"> <li>• Manual vs. Automatic Settings</li> <li>• Shutter Speed, Aperture, and ISO for Video</li> <li>• White Balance and Color Temperature</li> <li>• Framing and Composition Techniques for Video</li> </ul>





				<b>Basic Shooting Techniques</b> <ul style="list-style-type: none"> <li>Understanding Camera Angles and Perspectives</li> <li>Smooth Camera Movements: Panning, Tilting, Tracking</li> <li>Importance of Lighting in Videography</li> <li>Shooting in Different Environments</li> </ul>
4	4	8		
<b>Month: September 2021</b>			<b>Module/Unit:</b>	<b>Sub-units planned</b>
Lectures	Practical's	Total	<b>Unit 3</b>	<b>Basic Video Editing</b> <p><i>Introduction to Video Editing Software</i></p> <ul style="list-style-type: none"> <li>Overview of Editing Software (e.g., Adobe Premiere, iMovie)</li> <li>Importing and Organizing Footage</li> <li>Basic Editing Techniques: Cutting, Trimming, and Transitions</li> <li>Adding Music, Sound Effects, and Titles</li> </ul> <p><i>Understanding the Editing Process*</i></p> <ul style="list-style-type: none"> <li>Creating a Narrative Through Editing</li> <li>Color Correction and Grading Basics</li> <li>Exporting and Sharing Videos</li> </ul> <p>Project: Editing a Simple Video Sequence</p>
4	4	8		
<b>Month: October 2021</b>			<b>Module/Unit:</b>	<b>Sub-units planned</b>
Lectures	Practical's	Total	<b>Unit 4</b>	<b>Project Execution and Presentation</b> <p><i>Planning and Executing a Simple Video Project</i></p> <ul style="list-style-type: none"> <li>Pre-production Planning: Scripting and Storyboarding</li> <li>Shooting a Short Video Project</li> <li>Editing and Post-Production</li> </ul>




				<ul style="list-style-type: none"> <li>Final Project: Presenting a Basic Video Project</li> </ul>
4	4	8		

Class: B. Voc. Part I CC 1447B


Semester: II

Course Title: Light Valuation

Month: January 2022			Module/Unit:	Sub-units planned
Lectures	Practical's	Total	Unit 1	Foundations of Lighting in Photography
4	4	8		Introduction to Lighting Essentials Importance of Lighting in Photography Types of Lighting Sources and Their Characteristics Quality of Light: Hard Light vs. Soft Light Understanding Color Temperature and White Balance Natural Light Photography Utilizing Sunlight: The Golden Hour and Blue Hour Techniques for Shooting in Harsh Sunlight Embracing Shadows: Creating Depth and Dimension Incorporating Natural Light for Indoor Photography
Month : February 2022			Module/Unit:	Sub-units planned



Lectures	Practical's	Total	Unit 2	Artificial Lighting Techniques
4	4	8		<p>Introduction to Artificial Lighting</p> <p>Overview of Artificial Lighting Equipment (flash, continuous lights, etc.)</p> <p>On-Camera vs. Off-Camera Flash</p> <p>Studio Lighting Setup and Basic Techniques</p> <p>Light Modifiers: Softboxes, Umbrellas, Reflectors</p> <p>Portrait Lighting Techniques</p> <p>Classic Portrait Lighting Setups</p> <p>Rembrandt, Butterfly, and Split Lighting</p> <p>High Key and Low Key Lighting for Portraits</p> <p>Controlling Shadows in Portrait Photography</p>
Month: February 2022			Module/Unit:	Sub-units planned
Lectures	Practical's	Total	Unit 3	<p>Environmental and Specialized Lighting</p> <p>Lighting in Different Environments</p> <p>Techniques for Outdoor Lighting</p> <p>Night Photography: Tips and Tricks</p> <p>Balancing Ambient Light with Artificial Light</p> <p>Creative Lighting in Unique Environments</p> <p>Advanced Lighting Concepts</p> <p>Rim Lighting and Backlighting: Techniques and Applications</p> <p>Creative Use of Gels for Color Effects</p>






				Controlling Shadows for Dramatic Effects Constructing Lighting Setups for Still Life and Product Photography
4	4	8		
<b>Month: March 2022</b>			<b>Module/Unit:</b>	<b>Sub-units planned</b>
Lectures	Practical's	Total	<b>Unit 4</b>	<b>Application and Mastery</b>
4	4	8		Practical Applications Real-world Applications of Lighting Techniques Critique and Analysis of Lighting in Professional Photographs Building a Lighting Portfolio Final Project: Comprehensive Lighting Setup for a Chosen Photography Genre

**Class: B.Voc Part II CC1424D**


**Semester: IV**

**Course Title: Commercial Videography**

<b>Month: January 2022</b>			<b>Module/Unit:</b>	<b>Sub-units planned</b>
			<b>Unit 1</b>	<b>Foundations of Commercial Videography</b>
Lectures	Practical's	Total		*Introduction to Commercial Videography Overview of Commercial Videography: Definition and Scope Understanding the Commercial Videographer's Role



				Types of Commercial Videos: Promotional, Advertising, Corporate, etc. Basics of Visual Storytelling in Commercial Videography <b>*Essential Equipment and Technology</b> Cameras, Lenses, and Accessories for Commercial Videography Video Shooting Techniques: Framing, Composition, and Movement Introduction to Lighting for Video Audio Recording and Best Practices
4	4	8		
<b>Month: February 2022</b>			<b>Module/Unit:</b>	<b>Sub-units planned</b>
Lectures	Practical's	Total	<b>Unit 2</b>	<b>Pre-production and Planning</b> <b>*Concept Development and Storyboarding</b> Ideation and Brainstorming for Commercial Video Concepts Creating Storyboards for Visual Planning Scriptwriting and Narrative Development Budgeting and Planning for Commercial Video Projects <b>*Location Scouting and Pre-visualization</b> Importance of Location in Commercial Videography Pre-visualizing Shots and Sequences Obtaining Permits and Dealing with Logistics Building a Production Schedule and Call Sheet
4	4	8		
<b>Month: February 2022</b>			<b>Module/Unit:</b>	<b>Sub-units planned</b>
Lectures	Practical's	Total	<b>Unit 3</b>	<b>Production Techniques in Commercial Videography</b> <b>*Cinematic Techniques for Commercial Videos</b>



				<p>Advanced Camera Techniques: Dolly, Crane, and Steadicam Shots</p> <p>Lighting Techniques for Different Settings</p> <p>Capturing Dynamic and Engaging Performances</p> <p>Interview Techniques for Testimonials and Documentaries</p> <p><b>*Post-production and Editing</b></p> <p>Overview of Video Editing Software (e.g., Adobe Premiere, Final Cut Pro)</p> <p>Editing Workflow: Organization, Rough Cut, Fine Cut</p> <p>Color Grading and Correction</p> <p>Adding Music, Sound Effects, and Graphics</p>
4	4	8		
<b>Month : March 2022</b>			<b>Module/Unit:</b>	<b>Sub-units planned</b>
Lectures	Practical's	Total	<b>Unit 4</b>	<p><b>Marketing and Delivering Commercial Videos</b></p> <p><b>Building a Brand as a Commercial Videographer</b></p> <p>Creating a Portfolio and Reel</p> <p>Marketing and Self-Promotion Strategies</p> <p>Client Communication and Collaboration</p> <p>Final Project: Comprehensive Commercial Video Project</p> <p><b>Title: Adobe Premiere Pro Essentials</b></p> <p><b>U Introduction to Adobe Premiere Pro Basics</b></p> <p><i>Overview of Adobe Premiere Pro</i></p> <ul style="list-style-type: none"> <li>• Introduction to Video Editing Software</li> <li>• Interface Overview: Panels, Workspaces, and Tools</li> <li>• Importing Media: Video, Audio, and Graphics</li> </ul>





				<ul style="list-style-type: none"> <li>• Basic Editing Workflow: Cutting, Trimming, and Arranging Clips</li> </ul>
4	4	8		<p><i>Timeline and Basic Editing Techniques</i></p> <ul style="list-style-type: none"> <li>• Understanding the Timeline</li> <li>• Adding and Trimming Clips on the Timeline</li> <li>• Working with Markers and In / Out Points</li> <li>• Basic Transitions and Effects</li> </ul>

*[Signature]*

**HEAD**

**B. VOC. PHOTOGRAPHY & VIDEOGRAPHY**  
**VIVEKANAND COLLEGE, KOLHAPUR**

