

संख्याशास्त्र विभाग
विवेकानंद कॉलेज,
कोल्हापूर (स्वायत्त)
दि. १७/०३/२०२३

प्रति,
मा. प्राचार्य,
विवेकानंद कॉलेज,
कोल्हापूर. (स्वायत्त)

विषय :- R-Programming चे वर्कशॉप घेण्याकरीता परवानगी व
त्यासाठी लागणा-या खर्चास मंजूरी मिळणेबाबत...

महोदय,

परील विषयी विनंती अर्ज करते की, संख्याशास्त्र विभागातील श्री.एस्.बी.
भाग तीन व एम. एस्.बी. भाग एक मधील विद्यार्थ्यांसाठी R-Programming चे सहा
दिवसांचे वर्कशॉप दि. २०.०३.२०२३ ते दि. २७.०३.२०२३ या कालावधीमध्ये घेण्यास
परवानगी मिळावी तसेच या वर्कशॉपसाठी अंदाजे रु. २५००/- खर्च येणार आहे. तरी
सदर खर्चास मंजूरी मिळावी ही नम्र विनंती.

कळावे,

आपली विश्वासू

मंजूरी देतोस हस्तनाम
१०१
२०/३/२०२३

W. Pawar
श्री. व्ही. पवार
Head

Department of Statistics
Vivekanand College, Kolhapur
(Autonomous)

१२
२०/३/२३

'ज्ञान, विज्ञान आणि सुसंस्कार यासाठी शिक्षण प्रसार'
शिक्षणमहर्षी डॉ. बापूजी साळुंखे

VIVEKANAND COLLEGE (AUTONOMOUS), KOLHAPUR
Department of Statistics

Notice

Date: 16/03/2023

All the student of B.Sc. III & M.Sc. I are hereby informed that, our department organizes a "Workshop on R- programming" from 20th March 2023 to 27th March 2023. The time table of the program is as below.

Sr.No.	Day & Date	Topic Name	Lecture	Time
1	Monday 20.03.2023	Unit No 1,2,3 & 4	Mr. Sachin Patil	08.00am- 10.00am
2	Tuesday 21.03.2023			08.00am- 10.00am
3	Thursday 23.03.2023	Unit No 6,7	Mr. A.B.Bhosale	08.00am -10.00am
4	Friday 24.03.2023	Unit No 5,10	Miss D.A.Tapakire	08.00am- 10.00am
5	Saturday 25.03.2023	Unit No 8, 9	Mr. K.M. Mali	08.00am- 10.00am
6	Monday 27.03.2023			08.00am- 10.00am

Venue: B.Sc/M. Sc. Computer Lab I department of Statistics .

V. Pawar
Ms. V. V. Pawar
Head
Department of Statistics
Vivekanand College, Kolhapur
(Autonomous)



P. R. Kumbhar
Dr. R. R. Kumbhar
PRINCIPAL
Vivekanand College
Kolhapur



“Education for Knowledge, Science and Culture”
-Shikshahmaharshi Dr. Bapuji Salunkhe
Shri Swami Vivekanand Shikshan Sanstha's
VIVEKANAND COLLEGE, KOLHAPUR
(AUTONOMOUS)



DEPARTMENT OF STATISTICS

One week workshop

on

“Introduction of R”

- **Aim: To learn R software.**
- **Objectives:**
 1. To familiarize students with R software.
 2. To understand how to import and export the data by various data functions.
 3. To become able to manipulate data, running summary statistics, visualize data, analyze data and to interpret it.
- **Time & Date: 20th March 2023 to 27th March 2023 (8.00 am)**
- **Venue:** Department of Statistics
- **Resource Person:** Mr. Sachin Patil, Assistant Professor, Dept. of Statistics Shivaji university Kolhapur.
Mr. K.M. Mali, Assistant Professor Dept. of Statistics S.S.C.M Kolhapur.
Mr. A.B. Bhosale & Ms.D.A. Tapakire Assistant Professors Dept. of Statistics VCK.
- **Number of Students:** 42 (12 B+30 G)
- **Number of Teachers:** 02
- **Brief Description:**

The department of Statistics, Vivekanand College, Kolhapur conducted a “Workshop on R” from 20th March 2023 to 27th March 2023. Around 42 students from BSc III and MSc I were participated in the workshop. After formal inauguration of workshop Mr. Sachin Patil explained What is R? How to download and install it. He covered basic commands regarding data input output, creation of vector, operators like logical, assignment. He also explained creation of matrix and operations on matrix through examples.

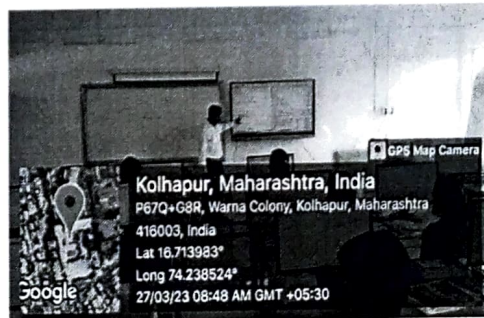
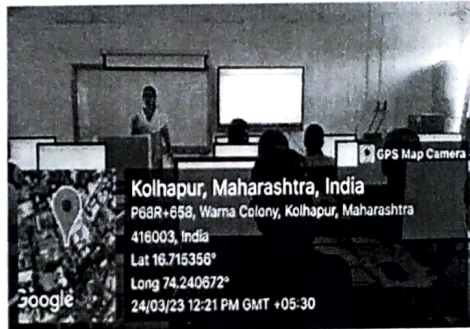
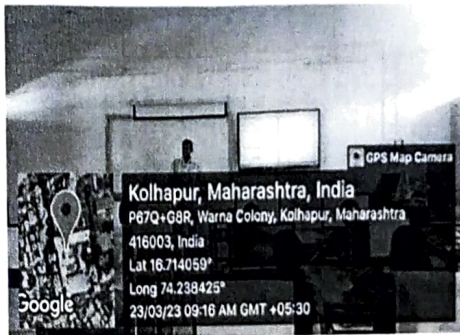
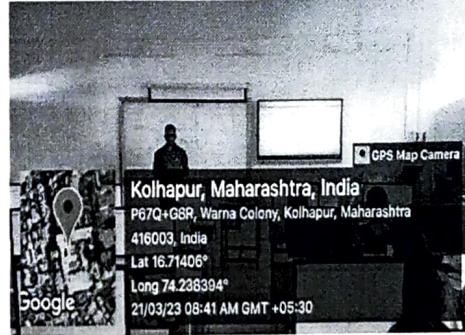

On 23rd March Mr. Bhosale Ashok covered data visualization techniques. He also taught various looping statements, which required in programme writing. On the next day Dhanashree Tapakire discussed and demonstrated installation of various packages. At the end of the workshop Mr. Krushnath Mali enlightened students on simulation techniques. Through various programs he explained generation of random numbers. He also covered various tests such as t.test, wilcox.test, chisq.test, etc.

At the valedictory function students shared their opinions about the workshop and mentioned its usefulness. The vote of thanks presented by Mr. A. B. Bhosale.

• **Outcomes:**

After the completion of the workshop

- Students became able to, download and install R.
- They learned to install and load add-in packages
- The understood R data structures, import external data into R for data processing and statistical analysis.
- They became able to compute basic summary statistics and statistical analysis techniques.
- They learned data visualizations techniques with the ggplot package.



W. Manu
Head
Department of Statistics
Vivekanand College Kolhapur