



"Dissemination of Education for Knowledge, Science and Culture."  
- Shikshanmaharshi Dr. Bapuji Salunkhe



SHRI SWAMI VIVEKANAND SHIKSHAN SANSTHA'S  
**VIVEKANAND COLLEGE, KOLHAPUR (EMPOWERED AUTONOMOUS)**

2130, 'E' Ward, Tarabal Park,  
Tal. Karveer, Dist. Kolhapur - 416 003.  
Affiliated to Shivaji University, Kolhapur (M.S.)

NAAC Reaccredited : "A" (CGPA - 3.24 in 3rd Cycle)  
College with Potential Excellence by U.G.C., New Delhi  
"Star College" by D.B.T. Govt. of India  
ISO 9001 : 2015

Ph. : 0231-2658612 | Fax : 0231-2658840 | Resl.: 0231-2653962 | Website :www.vivekanandcollege.ac.in | E-mail :info@vivekanandcollege.org

Founder

Dr. Bapuji Salunkhe  
D. Lit.

President

Hon. Chandrakant Dada Patil  
Higher and Technical Education Minister, Maharashtra

Chairman

Prin. Abhaykumar Salunkhe  
M.A.

Secretary

Prin. Mrs. Shubhangi Gawade  
M.Sc., B.Ed.

Principal

Dr. R. R. Kumbhar  
M.Sc., M.Phil., Ph.D.

### 3.4 Research Publications and Awards

**3.4.6 Bibliometrics of the publications during the last five years based on Scopus/ Web of Science – h-index of the Institution.**

#### INDEX

Sr. No	Academic Years	Page No.
1)	2022 – 23	01 – 15
2)	2021 – 22	16 – 29
3)	2020 – 21	30 – 42
4)	2019 – 20	43 – 52
5)	2018 – 19	53 – 62



  
Dr. R. R. Kumbhar

PRINCIPAL  
VIVEKANAND COLLEGE, KOLHAPUR  
(EMPOWERED AUTONOMOUS)



"Dissemination of Education for Knowledge, Science and Culture."  
- Shikshanmaharshi Dr. Bapuji Salunkhe



SHRI SWAMI VIVEKANAND SHIKSHAN SANSTHA'S  
**VIVEKANAND COLLEGE, KOLHAPUR (EMPOWERED AUTONOMOUS)**

2130, 'E' Ward, Tarabai Park,  
Tal. Karveer, Dist. Kolhapur - 416 003.  
Affiliated to Shivaji University, Kolhapur (M.S.)

NAAC Reaccredited : "A" (CGPA - 3.24 in 3rd Cycle)  
College with Potential Excellence by U.G.C., New Delhi  
"Star College" by D.B.T. Govt. of India  
ISO 9001 : 2015

Ph. : 0231-2658612 | Fax : 0231-2658840 | Resl.: 0231-2653962 | Website : www.vivekanandcollege.ac.in | E-mail : info@vivekanandcollege.org

Founder  
Dr. Bapuji Salunkhe  
D. Lit.

President  
Hon. Chandrakant Dada Patil  
Higher and Technical Education Minister, Maharashtra

Chairman  
Prin. Abhaykumar Salunkhe  
M.A.

Secretary  
Prin. Mrs. Shubhangi Gawade  
M.Sc., B.Ed.

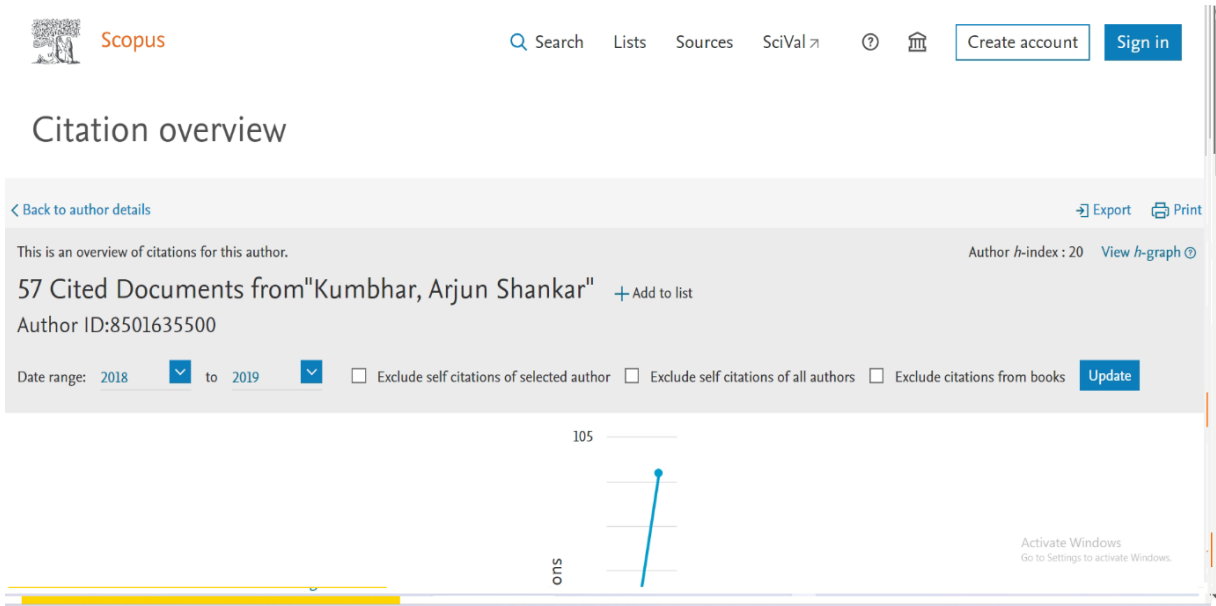
Principal  
Dr. R. R. Kumbhar  
M.Sc., M.Phil., Ph.D.

### 3.4 Research Publications and Awards

#### 3.4.6 Bibliometrics of the publications during 2022 - 23 based on Scopus / Web of Science - h-index of the Institution.

Sr. No.	Name of the Teacher	Publications (Scopus)	Publications (WoS)	h - index in Scopus	h - index in WoS	Page No.
1)	Dr. A. S. Kumbhar	07	06	01	02	02
2)	Dr. S. S. Latthe	02	04	02	02	03
3)	Dr. M. M. Karanjkar	01	01	02	01	04
4)	Dr. K. A. Undale	00	00	00	00	05
5)	Dr. S. S. Ankushrao	00	00	00	00	06
6)	Dr. G. J. Navathe	01	00	01	00	07
7)	Dr. S. I. Inamdar	01	00	00	00	08
8)	Dr. V. B. Waghmare	00	00	01	00	09
9)	Dr. D. S. Gaikwad	01	01	02	01	10
10)	Dr. A. A. Patravale	01	04	01	02	11
11)	Dr. T. C. Gaupale	00	00	00	00	12
12)	Dr. I. K. Mujawar	01	00	01	00	13
13)	Dr. A. S. Tapase	02	01	01	01	14
14)	Dr. B. T. Dangat	00	00	00	00	15
	<b>Total</b>	<b>17</b>	<b>17</b>	<b>12</b>	<b>09</b>	

# 1. Prof. Dr. A. S. Kumbhar



Scopus

Search Lists Sources SciVal ⓘ ⓘ Create account Sign in

## Citation overview

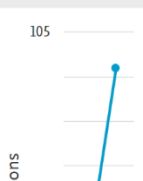
< Back to author details Export Print

This is an overview of citations for this author. Author *h*-index : 20 View *h*-graph ⓘ

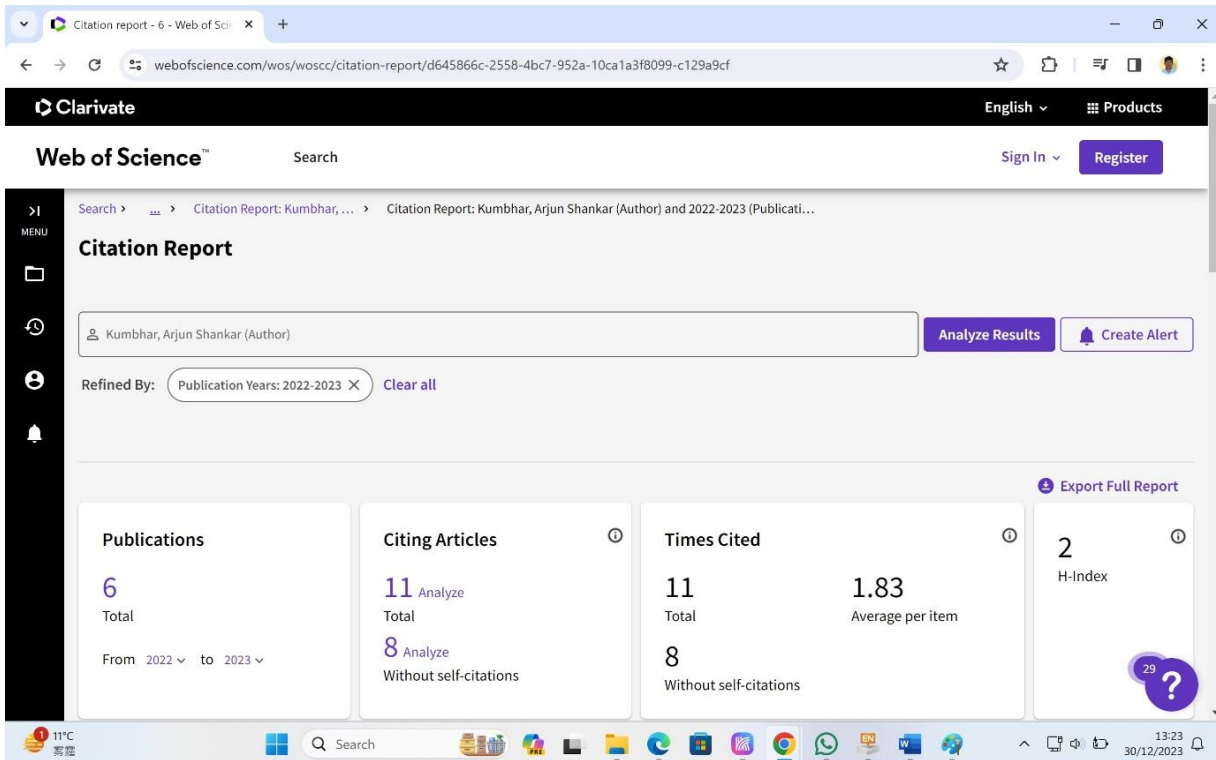
57 Cited Documents from "Kumbhar, Arjun Shankar" + Add to list

Author ID:8501635500

Date range: 2018 to 2019  Exclude self citations of selected author  Exclude self citations of all authors  Exclude citations from books Update



Activate Windows  
Go to Settings to activate Windows.



Clarivate English Products

## Web of Science™

Search Sign In Register

Search > Citation Report: Kumbhar, ... > Citation Report: Kumbhar, Arjun Shankar (Author) and 2022-2023 (Publicati...

### Citation Report

Kumbhar, Arjun Shankar (Author) Analyze Results Create Alert

Refined By: Publication Years: 2022-2023 Clear all

Export Full Report

Publications	Citing Articles	Times Cited	H-Index
6 Total From 2022 to 2023	11 Total 8 Without self-citations	11 Total 8 Without self-citations 1.83 Average per item	2 H-Index

11°C 13:23 30/12/2023

## 2. Dr. S. S. Latthe

The screenshot shows the Scopus interface for analyzing an author's output. At the top, the Scopus logo is on the left, and navigation links for Search, Lists, Sources, and SciVal are in the center. On the right, there are buttons for 'Create account' and 'Sign in'. Below the navigation is the title 'Analyze author output' and a link 'About analyze author tool'. A breadcrumb link '< Back to author details page' is on the left, and 'Export', 'Print', and 'Email' options are on the right. The author's name 'Latthe, Sanjay S.' is displayed, along with their affiliation 'Vivekanand College, Kolhapur, Kolhapur, India' and 'Author ID:23060977400'. A date range selector shows 'Analyze documents published between: 2022 to 2023'. There are checkboxes for 'Exclude self citations' and 'Exclude citations from books', and an 'Update Graph' button. Below this, there are dropdown menus for 'Documents', 'Citations', and 'Title'. The main section is titled 'This author's h-index' and shows a value of '2'. A note states 'The h-index is based upon the number of documents and number of citations.' There is also a small 'Activate Windows' watermark.

The screenshot shows the Web of Science 'Citation Report' for Dr. S. S. Latthe. The browser address bar shows the URL 'webofscience.com/wos/woscc/citation-report/07b1231f-54dd-4677-9d88-46dd8860a89a-c129db4a'. The page header includes the Clarivate logo, 'Web of Science™', a search bar, and 'Sign In' and 'Register' buttons. The breadcrumb trail is 'Search > Citation Report: Latthe, Sa... > Citation Report: Latthe, Sanjay S. (Author) and 2022-2023 (Publication Years)'. The main title is 'Citation Report'. Below the title is a search box containing 'Latthe, Sanjay S. (Author)' and buttons for 'Analyze Results' and 'Create Alert'. A 'Refined By' section shows 'Publication Years: 2022-2023' with a 'Clear all' button. The report is divided into four main sections: 'Publications' (4 Total, From 2022 to 2023), 'Citing Articles' (21 Total, 20 Without self-citations), 'Times Cited' (21 Total, 20 Without self-citations, 5.25 Average per item), and 'H-Index' (2). An 'Export Full Report' button is located at the top right of the report area. The Windows taskbar at the bottom shows the date '30/12/2023' and time '13:30'.

### 3. Prof. Dr. M. M. Karanjkar

The screenshot shows the Scopus 'Analyze author output' interface. At the top, there is a navigation bar with the Scopus logo, search, lists, sources, SciVal, and user options like 'Create account' and 'Sign in'. The main heading is 'Analyze author output' with a link to 'About analyze author tool'. Below this, there are options to 'Back to author details page', 'Export', 'Print', and 'Email'. The author's name 'Karanjkar, Milind M.' is displayed, along with their affiliation 'Vivekanand College, Kolhapur, India' and 'Author ID:37006676900'. A filter for 'Analyze documents published between: 2022 to 2023' is visible, with checkboxes for 'Exclude self citations' and 'Exclude citations from books', and an 'Update Graph' button. A bar chart shows 'This author's h-index' with a value of 2, based on 1 document and 5 citations. A tooltip for the h-index value of 2 says 'Activate Windows Go to Settings to activate Windows.'

The screenshot shows the Web of Science 'Citation Report' for Milind M. Karanjkar. The interface includes a search bar, 'Sign In', and 'Register' buttons. The report title is 'Citation Report: Karanjkar, Milind M. (Author) and 2022-2023 (Publication Years)'. The search criteria are 'Karanjkar, Milind M. (Author)' and 'Refined By: Publication Years: 2022-2023'. The report displays four key metrics: 'Publications' (1 Total), 'Citing Articles' (1 Total, 1 Without self-citations), 'Times Cited' (1 Total, 1 Average per item, 1 Without self-citations), and 'H-Index' (1). There is an 'Export Full Report' button and a '29' notification bubble. The bottom of the image shows a Windows taskbar with the date 30/12/2023 and time 13:43.

## 4. Dr. K. A. Undale

The screenshot shows the Scopus 'Analyze author output' interface. At the top, there is a navigation bar with the Scopus logo, search, lists, sources, SciVal, and user options like 'Create account' and 'Sign in'. The main heading is 'Analyze author output' with a link to 'About analyze author tool'. Below this, there are options to 'Back to author details page', 'Export', 'Print', and 'Email'. A red-bordered box contains a warning: 'Author's h-index is zero. This author may not have citations, or you may need to adjust the year range.' The author's name 'Undale, K. A.' is displayed, along with their affiliation 'Vivekanand College, Kolhapur, India' and 'Author ID:26657061800'. There are dropdown menus for selecting publication years (2022 to 2023) and checkboxes for 'Exclude self citations' and 'Exclude citations from books to'. An 'Update Graph' button is highlighted with a red box.

The screenshot shows the Web of Science 'Citation Report' page. The browser address bar shows the URL: 'webofscience.com/wos/woscc/citation-report/f1998155-647c-4d94-9978-b1e441dd9723-c12a9116'. The page header includes the Clarivate logo, 'Web of Science™', search bar, and 'Sign In'/'Register' buttons. The breadcrumb trail is 'Search > Citation Report: Dr. Kedar A... > Citation Report: Dr. Kedar Ashok Undale (Author) and 2022-2023 (Publicatio...'. The main heading is 'Citation Report'. Below it, there is a search bar containing 'Dr. Kedar Ashok Undale (Author)' and buttons for 'Analyze Results' and 'Create Alert'. A filter section shows 'Refined By: Publication Years: 2022-2023' with a 'Clear all' button. The main content area is empty, displaying the message 'No records were found to match your filters'. A help icon with the number '29' is visible in the bottom right corner. The Windows taskbar at the bottom shows the date '30/12/2023' and time '13:52'.

## 5. Dr. S. S. Ankushrao

The screenshot shows the Scopus 'Analyze author output' interface. At the top, there is a navigation bar with the Scopus logo, search, lists, sources, SciVal, and user options like 'Create account' and 'Sign in'. The main heading is 'Analyze author output' with a link to 'About analyze author tool'. Below this, there are options to 'Back to author details page', 'Export', 'Print', and 'Email'. A prominent red-bordered box contains a warning: 'Author's h-index is zero. This author may not have citations, or you may need to adjust the year range.' The author's name 'Ankushrao, S. S.' is displayed, along with affiliation 'Vivekanand College, Kolhapur, Kolhapur, India' and 'Author ID:57192929926'. There are filters for 'Analyze documents published between: 2022 to 2023' and checkboxes for 'Exclude self citations' and 'Exclude citations from books', with an 'Update Graph' button. A Windows activation watermark is visible at the bottom right.

The screenshot shows the Web of Science 'Citation Report' page. The browser address bar shows the URL: 'webofscience.com/wos/woscc/citation-report/0540b2ac-d05e-4a18-b2ab-da698c78a684-c12a0ab3'. The page header includes the Clarivate logo, 'Web of Science™', search, and user options like 'Sign In' and 'Register'. The breadcrumb trail is 'Search > Citation Report: Ankushrao... > Citation Report: Ankushrao, Sanjay (Author) and 2022-2023 (Publication Yea...'. The main heading is 'Citation Report'. Below it, there is a search box containing 'Ankushrao, Sanjay (Author)' and buttons for 'Analyze Results' and 'Create Alert'. A 'Refined By:' section shows 'Publication Years: 2022-2023' with a 'Clear all' link. The main content area is empty, displaying the message 'No records were found to match your filters'. A help icon with the number '29' is in the bottom right corner. The Windows taskbar at the bottom shows the date '30/12/2023' and time '13:36'.

## 6. Dr. G. J. Navathe

The screenshot shows the Scopus 'Analyze author output' interface. At the top, there is a navigation bar with the Scopus logo, search, lists, sources, SciVal, and user options like 'Create account' and 'Sign in'. The main heading is 'Analyze author output' with a link to 'About analyze author tool'. Below this, there are options to 'Back to author details page' and actions for 'Export', 'Print', and 'Email'. The author's name 'Navathe, G. J.' is displayed along with their affiliation 'Vivekanand College, Kolhapur, India' and 'Author ID:55792521800'. A filter for 'Analyze documents published between: 2022 to 2023' is visible, along with checkboxes for 'Exclude self citations' and 'Exclude citations from books', and an 'Update Graph' button. A table shows the author's h-index, with one document listed: '1 | 5 | A Critical Review ...'. The h-index is 1, based on the number of documents and citations. A Windows activation watermark is present in the bottom right corner.

The screenshot shows the Web of Science 'Citation Report' interface. The browser address bar shows the URL: 'webofscience.com/wos/woscc/citation-report/e96c9837-ed7f-4284-b67d-eb2f5d7bc402-c12adca0'. The page header includes the Clarivate logo, 'Web of Science' branding, and search options. The main heading is 'Citation Report'. A search box contains 'Navathe, G. J. (Author)'. Below the search box, there are buttons for 'Analyze Results' and 'Create Alert'. A filter section shows 'Refined By: Publication Years: 2022-2023' with a 'Clear all' option. The main content area is empty, displaying the message 'No records were found to match your filters'. A notification bubble with '29 ?' is visible in the bottom right corner. The Windows taskbar at the bottom shows the time as 14:01 on 30/12/2023.



## 7. Dr. S. I. Inamdar

The screenshot shows the Scopus 'Analyze author output' interface. At the top, there is a navigation bar with the Scopus logo, search and navigation links, and 'Create account' and 'Sign in' buttons. The main heading is 'Analyze author output' with a link to 'About analyze author tool'. Below this, there are options to 'Back to author details page', 'Export', 'Print', and 'Email'. A red-bordered box contains a warning: 'Author's h-index is zero. This author may not have citations, or you may need to adjust the year range.' The author's name 'Inamdar, Sumayya I.' is displayed, along with their affiliation 'Vivekanand College, Kolhapur, India' and 'Author ID:56033978400'. There are filters for 'Analyze documents published between: 2022 to 2023' and checkboxes for 'Exclude self citations' and 'Exclude citations from books'. An 'Update Graph' button is highlighted with a red box.

The screenshot shows the Web of Science 'Citation Report' page. The browser address bar shows the URL: 'webofscience.com/wos/woscc/citation-report/f5c20d70-30e0-4dc3-abaa-35dda5dd2449-c12a6e92'. The page header includes the Clarivate logo, 'Web of Science™', search bar, and 'Sign In' and 'Register' buttons. The breadcrumb trail is 'Search > Citation Report: Inamdar, S... > Citation Report: Inamdar, Sumayya I. (Author) and 2022-2023 (Publication Y...'. The main heading is 'Citation Report'. Below it, there is a search box containing 'Inamdar, Sumayya I. (Author)' and buttons for 'Analyze Results' and 'Create Alert'. A filter is applied: 'Refined By: Publication Years: 2022-2023' with a 'Clear all' link. The main content area is empty, displaying the message 'No records were found to match your filters'. A help icon with the number '29' is visible in the bottom right corner. The Windows taskbar at the bottom shows the date '30/12/2023' and time '13:48'.

## 8. Dr. V. B. Waghmare

The screenshot shows the Scopus 'Analyze author output' interface. At the top, there is a navigation bar with the Scopus logo, search, lists, sources, and SciVal options, along with 'Create account' and 'Sign in' buttons. The main heading is 'Analyze author output' with a link to 'About analyze author tool'. Below this, there are options to 'Export', 'Print', and 'Email'. The author's name is 'Waghmare, Vishal B.', with affiliation 'Vivekanand College, Kolhapur, Kolhapur, India' and 'Author ID:55941128800'. The analysis is set for documents published between 2022 and 2023, with checkboxes for 'Exclude self citations' and 'Exclude citations from books', and an 'Update Graph' button. A table shows the author's h-index, with a single entry: '1' for 'Image based anth...'. A note states 'This author's h-index' and 'The h-index is based upon the number of documents and number of citations.' A Windows watermark is visible in the bottom right corner.

The screenshot shows the Web of Science 'Citation Report' page. The browser address bar shows the URL: 'webofscience.com/wos/woscc/citation-report/22628104-c785-475e-baad-c989eead91c5-c12ab4fe'. The page header includes the Clarivate logo, 'Web of Science' branding, and search options. The breadcrumb trail indicates the path: 'Search > Citation Report: Waghmare... > Citation Report: Waghmare, V. B. (Author) and 2022-2023 (Publication Years)'. The main heading is 'Citation Report'. A search box contains 'Waghmare, V. B. (Author)' with 'Analyze Results' and 'Create Alert' buttons. A filter section shows 'Refined By: Publication Years: 2022-2023' with a 'Clear all' option. The main content area is empty, displaying the message 'No records were found to match your filters'. A help icon with the number '29' is in the bottom right. The Windows taskbar at the bottom shows the date as 30/12/2023 and the time as 13:56.

## 9. Dr. D. S. Gaikwad

The screenshot shows the Scopus interface for analyzing an author's output. At the top, there is a navigation bar with the Scopus logo, search and navigation links, and buttons for 'Create account' and 'Sign in'. The main heading is 'Analyze author output' with a link to 'About analyze author tool'. Below this, there are options to 'Export', 'Print', and 'Email'. The author's name 'Gaikwad, Deepak S.' is displayed, along with their affiliation 'Vivekanand College, Kolhapur, Kolhapur, India' and 'Author ID:36197991100'. A filter for 'Analyze documents published between: 2022 to 2023' is shown, with checkboxes for 'Exclude self citations' and 'Exclude citations from books', and an 'Update Graph' button. The 'This author's h-index' section shows a value of 2, with a note that the h-index is based on the number of documents and number of citations. A table below shows one document: 'Cooperative catal...'. A Windows notification for 'Activate Windows' is visible in the bottom right corner.

The screenshot shows the Web of Science 'Citation Report' for Dr. D. S. Gaikwad. The browser address bar shows the URL: 'webofscience.com/wos/woscc/citation-report/be63feff-862a-458e-8e60-eca6132003b3-c12a27c3'. The page header includes the Clarivate logo, 'Web of Science' branding, and search and navigation options. The main content area is titled 'Citation Report' and shows the author's name 'Gaikwad, Dipak S. (Author)'. There are buttons for 'Analyze Results' and 'Create Alert'. The report is refined by 'Publication Years: 2022-2023'. The summary statistics are as follows:

Category	Value
Publications (Total)	1
Citing Articles (Total)	2
Times Cited (Total)	2
H-Index	1

Additional statistics shown include 'Average per item' (2) and 'Without self-citations' (2). There is an 'Export Full Report' button and a notification bubble with the number 29. The Windows taskbar at the bottom shows the date and time as 13:39 on 30/12/2023.

# 10. Dr. A. A. Patravale

The screenshot shows the Scopus interface for analyzing an author's output. At the top, there is a navigation bar with the Scopus logo, search options, and user account links. The main heading is "Analyze author output". Below this, there are options to "Back to author details page" and buttons for "Export", "Print", and "Email". The author's name, "Patravale, Ajinkya A.", is displayed along with their affiliation, "Vivekanand College, Kolhapur, India", and "Author ID:57188758312". A filter for "Analyze documents published between: 2022 to 2023" is present, along with checkboxes for "Exclude self citations" and "Exclude citations from books", and an "Update Graph" button. Below the author information, there are dropdown menus for "Documents", "Citations", and "Title". The section "This author's h-index" shows a value of 1, with a note that "The h-index is based upon the number of documents and number of citations." A table below shows a list of documents, with the first entry highlighted in yellow: "5 Fe3O4@SiO2@T...".

The screenshot shows the Web of Science interface for a "Citation Report". The browser address bar shows the URL: "webofscience.com/wos/woscc/citation-report/3e2ead02-ddf4-4a60-a1d6-e435f0929521-c12b52d6". The page header includes the Clarivate logo, "Web of Science", and search options. The main heading is "Citation Report". Below this, there is a search bar containing "Patravale, Ajinkya (Author)" and buttons for "Analyze Results" and "Create Alert". A "Refined By" section shows "Publication Years: 2022-2023" and a "Clear all" button. The report is divided into four main sections: "Publications" (4 Total), "Citing Articles" (13 Total, 12 Without self-citations), "Times Cited" (13 Total, 12 Without self-citations), and "H-Index" (2). The "Average per item" is listed as 3.25. There is an "Export Full Report" button and a help icon with the number 29. The Windows taskbar at the bottom shows the date and time as 14:14 on 30/12/2023.

# 11. Dr. T. C. Gaupale

The screenshot shows the Scopus 'Analyze author output' interface. At the top, there is a navigation bar with the Scopus logo, search, lists, sources, SciVal, and user options like 'Create account' and 'Sign in'. The main heading is 'Analyze author output' with a link to 'About analyze author tool'. Below this, there are options to 'Back to author details page', 'Export', 'Print', and 'Email'. A prominent red-bordered box contains a warning: 'Author's h-index is zero. This author may not have citations, or you may need to adjust the year range.' The author's details are listed as 'Gaupale, Tekchand C.', 'Savitribai Phule Pune University, Pune, India', and 'Author ID:26534278800'. The analysis parameters are set to 'Analyze documents published between: 2022 to 2023'. There are checkboxes for 'Exclude self citations' and 'Exclude citations from books', and an 'Update Graph' button.

The screenshot shows the Web of Science 'Citation Report' page. The browser address bar shows the URL: 'webofscience.com/wos/woscc/citation-report/1ebf8cfd-30b5-4c90-a97c-ccfd27a15653-c12b0cd1'. The page header includes the Clarivate logo, 'Web of Science™', search bar, and user options like 'Sign In' and 'Register'. The breadcrumb trail indicates the path: 'Search > Citation Report: Gaupale, T... > Citation Report: Gaupale, Tekchand C. (Author) and 2022-2023 (Publication...'. The main heading is 'Citation Report'. Below it, there is a search box containing 'Gaupale, Tekchand C. (Author)' and buttons for 'Analyze Results' and 'Create Alert'. A filter section shows 'Refined By: Publication Years: 2022-2023' with a 'Clear all' option. At the bottom of the main content area, a message states: 'No records were found to match your filters'. The Windows taskbar at the bottom shows the date and time as '14:06 30/12/2023'.

## 12. Dr. I. K. Mujawar

The screenshot shows the Scopus 'Analyze author output' interface. At the top, there is a navigation bar with 'Scopus' logo, search, lists, sources, SciVal, and user options like 'Create account' and 'Sign in'. The main heading is 'Analyze author output' with a link to 'About analyze author tool'. Below this, there are options to 'Export', 'Print', and 'Email'. The author's name 'Mujawar, I. K.' is displayed, along with affiliation 'Vivekanand College, Kolhapur, Kolhapur, India' and 'Author ID:57217193510'. A date range selector is set to '2022' to '2023'. There are checkboxes for 'Exclude self citations' and 'Exclude citations from books', and an 'Update Graph' button. A table of documents is shown with columns for 'Documents', 'Citations', and 'Title'. The first document is highlighted in yellow. To the right, 'This author's h-index' is shown as '1', with a note that the h-index is based on the number of documents and citations. A Windows activation watermark is visible in the bottom right corner.

The screenshot shows the Web of Science 'Citation Report' page. The browser address bar shows the URL: 'webofscience.com/wos/woscc/citation-report/cbabad5e-82fb-425b-b661-bce8b611e74e-c12b2bba'. The page header includes 'Clarivate', 'Web of Science™', 'Search', 'English', and 'Products'. The main content area shows the search path: 'Search > Citation Report: Mujawar, I. K. (Author) and 2022-2023 (Publication Years)'. The title is 'Citation Report'. A search box contains 'Mujawar, I. K. (Author)'. There are buttons for 'Analyze Results' and 'Create Alert'. A filter is applied: 'Refined By: Publication Years: 2022-2023'. Below the search area, a message states 'No records were found to match your filters'. The Windows taskbar at the bottom shows the date '30/12/2023' and time '14:10'.

# 13. Dr. A. S. Tapase

The image shows the Scopus 'Analyze author output' page for Tapase, Asmita S. The page includes a navigation bar with 'Search', 'Lists', 'Sources', and 'SciVal'. The author's name and affiliation (Vivekanand College, Kolhapur, India) are displayed. A filter for 'Analyze documents published between: 2022 to 2023' is active. Below this, there are options to 'Exclude self citations' and 'Exclude citations from books'. The main section shows 'This author's h-index' with a bar chart where the top document has an h-index of 5. The text explains that the h-index is based on the number of documents and citations.

The image shows a Web of Science 'Citation Report' for Tapase, Asmita S. The report is filtered by 'Publication Years: 2022-2023'. The main metrics are displayed in four panels: 'Publications' (1 Total), 'Citing Articles' (4 Total, 4 Without self-citations), 'Times Cited' (4 Total, 4 Without self-citations, 4 Average per item), and 'H-Index' (1). The interface includes a search bar, 'Analyze Results' and 'Create Alert' buttons, and an 'Export Full Report' option. The bottom of the image shows a Windows taskbar with the date 30/12/2023 and time 14:18.

# 14. Dr. B. T. Dangat

The screenshot shows the Scopus interface for analyzing an author's output. At the top, there is a navigation bar with the Scopus logo, search, lists, sources, SciVal, and user options like 'Create account' and 'Sign in'. The main heading is 'Analyze author output' with a link to 'About analyze author tool'. Below this, there are options to 'Back to author details page', 'Export', 'Print', and 'Email'. A prominent red-bordered box contains a warning: 'Author's h-index is zero. This author may not have citations, or you may need to adjust the year range.' The author's name 'Dangat, Bhaurav T.' is displayed, along with their affiliation 'Smt. Meenalben Mehta College, Panchgani, India' and 'Author ID:56232684900'. The analysis parameters are set to 'Analyze documents published between: 2022 to 2023'. There are checkboxes for 'Exclude self citations' and 'Exclude citations from books', and an 'Update Graph' button. A table below shows one entry: '1 Pollination Studie...'. A small note at the bottom of the table states: 'The h index is based upon the number of documents and number of citations.'

The screenshot shows the Web of Science interface for a citation report. The browser address bar shows the URL: 'webofscience.com/wos/woscc/citation-report/505b9cbc-4e3b-4fbc-b2e9-732c51529de1-c12ba205'. The page header includes the Clarivate logo, 'Web of Science™', search, and user options like 'Sign In' and 'Register'. The breadcrumb trail is: 'Search > Citation Report: Dangat, B. T. (Author) and 2022-2023 (Publication Years)'. The main heading is 'Citation Report'. Below this, there is a search box containing 'Dangat, B. T. (Author)' and buttons for 'Analyze Results' and 'Create Alert'. A 'Refined By' section shows 'Publication Years: 2022-2023' with a 'Clear all' button. The main content area is empty, displaying the message: 'No records were found to match your filters'. A help icon with the number '29' is visible in the bottom right corner. The Windows taskbar at the bottom shows the date and time as '14:23 30/12/2023'.





"Dissemination of Education for Knowledge, Science and Culture."  
- Shikshanmaharshi Dr. Bapuji Salunkhe



SHRI SWAMI VIVEKANAND SHIKSHAN SANSTHA'S  
**VIVEKANAND COLLEGE, KOLHAPUR (EMPOWERED AUTONOMOUS)**

2130, 'E' Ward, Tarabai Park,  
Tal. Karveer, Dist. Kolhapur - 416 003.  
Affiliated to Shivaji University, Kolhapur (M.S.)

NAAC Reaccredited : "A" (CGPA - 3.24 in 3rd Cycle)  
College with Potential Excellence by U.G.C., New Delhi  
"Star College" by D.B.T. Govt. of India  
ISO 9001 : 2015

Ph. : 0231-2658612 | Fax : 0231-2658840 | Resl.: 0231-2653962 | Website :www.vivekanandcollege.ac.in | E-mail :info@vivekanandcollege.org

Founder  
Dr. Bapuji Salunkhe  
D. Lit.

President  
Hon. Chandrakant Dada Patil  
Higher and Technical Education Minister, Maharashtra

Chairman  
Prin. Abhaykumar Salunkhe  
M.A.

Secretary  
Prin. Mrs. Shubhangi Gawade  
M.Sc., B.Ed.

Principal  
Dr. R. R. Kumbhar  
M.Sc., M.Phil., Ph.D.

### 3.4 Research Publications and Awards

#### 3.4.6 Bibliometrics of the publications during 2021 - 22 based on Scopus / Web of Science - h-index of the Institution.

Sr. No.	Name of the Teacher	Publications (Scopus)	Publications (WoS)	h - index in Scopus	h - index in WoS	Page No.
1)	Dr. A. S. Kumbhar	01	03	03	01	17
2)	Dr. S. S. Latthe	06	08	05	06	18
3)	Dr. M. M. Karanjkar	01	00	01	00	19
4)	Dr. K. A. Undale	00	00	00	00	20
5)	Dr. S. S. Ankushrao	01	01	01	01	21
6)	Dr. G. J. Navathe	00	00	01	00	22
7)	Dr. S. I. Inamdar	00	00	00	00	23
8)	Dr. V. B. Waghmare	01	01	01	00	24
9)	Dr. D. S. Gaikwad	02	01	03	01	25
10)	Dr. A. A. Patravale	02	03	01	01	26
11)	Dr. T. C. Gaupale	00	00	00	00	27
12)	Dr. I. K. Mujawar	00	01	01	00	28
13)	Dr. A. S. Tapase	00	01	00	01	29
	<b>Total</b>	<b>14</b>	<b>19</b>	<b>17</b>	<b>11</b>	

# 1. Prof. Dr. A. S. Kumbhar

The screenshot shows the Scopus 'Analyze author output' interface. At the top, there is a navigation bar with the Scopus logo, search and navigation options, and 'Create account' and 'Sign in' buttons. The main heading is 'Analyze author output' with a link to 'About analyze author tool'. Below this, there are options to 'Export', 'Print', and 'Email'. The author's name 'Kumbhar, Arjun Shankar' is displayed, along with his affiliation 'Vivekanand College, Kolhapur, India' and 'Author ID:8501635500'. A filter for 'Analyze documents published between: 2021 to 2022' is present, along with checkboxes for 'Exclude self citations' and 'Exclude citations from books', and an 'Update Graph' button. The 'Documents' and 'Citations' sections are visible, with a table showing 1 document and 8 citations. The 'This author's h-index' is 3, with a note that it is based on the number of documents and citations. A Windows activation watermark is visible in the bottom right corner.

The screenshot shows the Web of Science 'Citation Report' for Arjun Shankar Kumbhar. The browser address bar shows the URL: webofscience.com/wos/woscc/citation-report/dd0d37d2-5449-4204-9da4-3fd8408b0808-c1299d13. The page header includes the Clarivate logo, 'Web of Science' branding, and search options. The main content area is titled 'Citation Report' and shows a search for 'Kumbhar, Arjun Shankar (Author)'. Below the search, there are buttons for 'Analyze Results' and 'Create Alert'. A 'Refined By' section shows 'Publication Years: 2021-2022' with a 'Clear all' option. The report displays four key metrics: 'Publications' (3 Total), 'Citing Articles' (4 Total, 3 Without self-citations), 'Times Cited' (4 Total, 3 Without self-citations), and 'H-Index' (1). An 'Export Full Report' button is located in the top right of the metrics section. The Windows taskbar at the bottom shows the system tray with a temperature of 11°C and the date/time 13:22 on 30/12/2023.

## 2. Dr. S. S. Latthe

The screenshot shows the Scopus interface for analyzing an author's output. At the top, the Scopus logo is on the left, and navigation links for Search, Lists, Sources, and SciVal are in the center. On the right, there are buttons for 'Create account' and 'Sign in'. The main heading is 'Analyze author output', with a link for 'About analyze author tool'. Below this, there is a navigation bar with a 'Back to author details page' link and 'Export', 'Print', and 'Email' options. The author's name 'Latthe, Sanjay S.' is displayed, along with their affiliation 'Vivekanand College, Kolhapur, India' and 'Author ID:23060977400'. A filter for 'Analyze documents published between: 2021 to 2022' is active, with checkboxes for 'Exclude self citations' and 'Exclude citations from books', and an 'Update Graph' button. Below the filter, there are sorting options for 'Documents', 'Citations', and 'Title'. The main content area shows 'This author's h-index' as 5, with a note that 'The h-index is based upon the number of documents and number of citations.' A table lists one document: '1 Fabrication of rob...'. A Windows watermark is visible in the bottom right corner.

The screenshot shows the Web of Science 'Citation Report' for Dr. S. S. Latthe. The browser address bar shows the URL: 'webofscience.com/wos/woscc/citation-report/aecbfc8e-1650-4f83-9afc-45e4ad3a3ef5-c129d720'. The page header includes the Clarivate logo, 'Web of Science™', a search bar, and 'Sign In' and 'Register' buttons. The breadcrumb trail is 'Search > Citation Report: Latthe, Sa... > Citation Report: Latthe, Sanjay S. (Author) and 2021-2022 (Publication Years)'. The main heading is 'Citation Report', with a sub-heading 'Citation Report: Latthe, Sanjay S. (Author) and 2021-2022 (Publication Years)'. A search bar contains 'Latthe, Sanjay S. (Author)', with 'Analyze Results' and 'Create Alert' buttons. Below the search bar, the 'Refined By' section shows 'Publication Years: 2021-2022' and a 'Clear all' link. The main content area is divided into four panels: 'Publications' (8 Total, From 2021 to 2022), 'Citing Articles' (69 Total, 69 Analyze, Without self-citations), 'Times Cited' (76 Total, 76 Without self-citations, 9.5 Average per item), and 'H-Index' (6). An 'Export Full Report' button is located in the top right of the main content area. A Windows taskbar is visible at the bottom, showing the time as 13:29 on 30/12/2023.

### 3. Prof. Dr. M. M. Karanjkar

The screenshot shows the Scopus 'Analyze author output' interface. At the top, there is a navigation bar with the Scopus logo, search, lists, sources, SciVal, and user options like 'Create account' and 'Sign in'. The main heading is 'Analyze author output' with a link to 'About analyze author tool'. Below this, there are options to 'Export', 'Print', and 'Email'. The author's name 'Karanjkar, Milind M.' is displayed along with their affiliation 'Vivekanand College, Kolhapur, India' and 'Author ID:37006676900'. A filter for 'Analyze documents published between: 2021 to 2022' is visible, along with checkboxes for 'Exclude self citations' and 'Exclude citations from books', and an 'Update Graph' button. The 'This author's h-index' section shows a value of 5, with a table listing documents. The first document is 'A Critical Review ...'. A note explains that the h-index is based on the number of documents and citations. A Windows watermark is present in the bottom right corner.

The screenshot shows the Web of Science 'Citation Report' page. The browser address bar shows the URL: 'webofscience.com/wos/woscc/citation-report/eedd7a06-1a9e-49de-8bf2-473e58e4211f-c12a3fc5'. The page header includes the Clarivate logo, 'Web of Science™', a search bar, and 'Sign In' and 'Register' buttons. The main content area is titled 'Citation Report' and shows the author's name 'Karanjkar, Milind M. (Author)'. There are buttons for 'Analyze Results' and 'Create Alert'. A filter 'Refined By: Publication Years: 2021-2022' is applied. The main content area is empty, displaying the message 'No records were found to match your filters'. A Windows taskbar is visible at the bottom, showing the date '30/12/2023' and time '13:43'.

## 4. Dr. K. A. Undale

The screenshot shows the Scopus 'Analyze author output' interface. At the top, there is a navigation bar with the Scopus logo, search, lists, sources, SciVal, and user options like 'Create account' and 'Sign in'. The main heading is 'Analyze author output' with a link to 'About analyze author tool'. Below this, there are options to 'Back to author details page', 'Export', 'Print', and 'Email'. A red-bordered box contains a warning: 'Author's h-index is zero. This author may not have citations, or you may need to adjust the year range.' The author's name 'Undale, K. A.' is displayed, along with their affiliation 'Vivekanand College, Kolhapur, Kolhapur, India' and 'Author ID:26657061800'. There are filters for 'Analyze documents published between: 2021 to 2022' and checkboxes for 'Exclude self citations' and 'Exclude citations from books'. An 'Update Graph' button is highlighted with a red box.

The screenshot shows a Web of Science 'Citation Report' page. The browser address bar shows the URL: 'webofscience.com/wos/woscc/citation-report/3e03a355-6d95-46e8-8d58-261e37e6fd16-c12a8c3f'. The page header includes the Clarivate logo, 'Web of Science™', search bar, and 'Sign In' / 'Register' buttons. The breadcrumb trail is 'Search > Citation Report: Dr. Kedar A... > Citation Report: Dr. Kedar Ashok Undale (Author) and 2021-2022 (Publicatio...'. The main heading is 'Citation Report'. Below it, there is a search box containing 'Dr. Kedar Ashok Undale (Author)' and buttons for 'Analyze Results' and 'Create Alert'. A 'Refined By:' section shows 'Publication Years: 2021-2022' with a 'Clear all' link. The main content area is empty, displaying the message 'No records were found to match your filters'. A help icon with the number '29' is visible in the bottom right corner. The Windows taskbar at the bottom shows the date '30/12/2023' and time '13:52'.

## 5. Dr. S. S. Ankushrao

The screenshot shows the Scopus 'Analyze author output' interface. At the top, there is a navigation bar with the Scopus logo, search, lists, sources, SciVal, and user options like 'Create account' and 'Sign in'. The main heading is 'Analyze author output' with a link to 'About analyze author tool'. Below this, there are options to 'Export', 'Print', and 'Email'. The author's name 'Ankushrao, S. S.' is displayed, along with their affiliation 'Vivekanand College, Kolhapur, India' and 'Author ID:57192929926'. A filter for 'Analyze documents published between: 2021 to 2022' is visible, along with checkboxes for 'Exclude self citations' and 'Exclude citations from books', and an 'Update Graph' button. The section 'This author's h-index' shows a value of 1, with a note that the h-index is based on the number of documents and number of citations. A single document is listed with a citation count of 1 and the title 'Synthesis and cha...'. A Windows notification to 'Activate Windows' is also present.

The screenshot shows the Web of Science 'Citation Report' for Dr. S. S. Ankushrao. The browser address bar shows the URL: 'webofscience.com/wos/woscc/citation-report/f6c9a95f-9612-4ea2-9a37-38b070e6fc46-c12a064e'. The page header includes the Clarivate logo, 'Web of Science' branding, and search options. The main content area is titled 'Citation Report' and shows the author's name 'Ankushrao, Sanjay (Author)'. There are buttons for 'Analyze Results' and 'Create Alert'. A 'Refined By' section shows 'Publication Years: 2021-2022' with a 'Clear all' option. The report displays four key metrics: 'Publications' (1 Total), 'Citing Articles' (1 Total, 1 Without self-citations), 'Times Cited' (1 Total, 1 Average per item, 1 Without self-citations), and 'H-Index' (1). An 'Export Full Report' button is located at the top right of the metrics section. The Windows taskbar at the bottom shows the system tray with a temperature of 12°C, the date 30/12/2023, and the time 13:35.

## 6. Dr. G. J. Navathe

The screenshot shows the Scopus 'Analyze author output' interface. At the top, there is a navigation bar with the Scopus logo, search, lists, sources, SciVal, and user options like 'Create account' and 'Sign in'. The main heading is 'Analyze author output' with a link to 'About analyze author tool'. Below this, there are options to 'Back to author details page', 'Export', 'Print', and 'Email'. The author's name 'Navathe, G. J.' is displayed, along with affiliation 'Vivekanand College, Kolhapur, India' and 'Author ID:55792521800'. A filter for 'Analyze documents published between: 2021 to 2022' is visible, along with checkboxes for 'Exclude self citations' and 'Exclude citations from books', and an 'Update Graph' button. The section 'This author's h-index' is highlighted, showing a value of 1. A message 'Activate Windows Go to Settings to activate Windows.' is present in the bottom right corner.

The screenshot shows the Web of Science 'Citation Report' interface. The browser address bar shows the URL 'webofscience.com/wos/woscc/citation-report/4f1f806d-4108-47ce-812e-d0ec2102afbf-c12ad848'. The page header includes the Clarivate logo, 'Web of Science™', search bar, and user options 'Sign In' and 'Register'. The breadcrumb trail indicates the path: 'Search > Citation Report: Navathe, G. J. (Author) and 2021-2022 (Publication Years)'. The main heading is 'Citation Report'. Below this, there is a search box containing 'Navathe, G. J. (Author)' and buttons for 'Analyze Results' and 'Create Alert'. A filter 'Refined By: Publication Years: 2021-2022' is applied, with a 'Clear all' button. The main content area is empty, displaying the message 'No records were found to match your filters'. A help icon with the number '29' is visible in the bottom right corner. The Windows taskbar at the bottom shows the date '30/12/2023' and time '14:00'.

## 7. Dr. S. I. Inamdar

The screenshot shows the Scopus 'Analyze author output' interface. At the top, there is a navigation bar with the Scopus logo, search, lists, sources, SciVal, and user options like 'Create account' and 'Sign in'. The main heading is 'Analyze author output' with a link to 'About analyze author tool'. Below this, there are options to 'Back to author details page', 'Export', 'Print', and 'Email'. A red-bordered box contains a warning: 'Author's h-index is zero. This author may not have citations, or you may need to adjust the year range.' The author's name 'Inamdar, Sumayya I.' is displayed, along with their affiliation 'Vivekanand College, Kolhapur, Kolhapur, India' and 'Author ID:56033978400'. There are filters for 'Analyze documents published between: 2021 to 2022' and checkboxes for 'Exclude self citations' and 'Exclude citations from books'. An 'Update Graph' button is highlighted with a red box. A Windows watermark is visible at the bottom right.

The screenshot shows the Web of Science 'Citation Report' page. The browser address bar shows the URL: 'webofscience.com/wos/woscc/citation-report/e8e414d6-174b-4cb9-ae8f-90632d2b0654-c12a6a13'. The page header includes the Clarivate logo, 'Web of Science™', search, and user options like 'Sign In' and 'Register'. The main heading is 'Citation Report'. Below this, there is a search bar containing 'Inamdar, Sumayya I. (Author)' and buttons for 'Analyze Results' and 'Create Alert'. A filter is applied: 'Refined By: Publication Years: 2021-2022' with a 'Clear all' option. The main content area is empty, displaying the message 'No records were found to match your filters'. A Windows taskbar is visible at the bottom with the date '30/12/2023' and time '13:48'.



## 8. Dr. V. B. Waghmare

The screenshot shows the Scopus 'Analyze author output' interface. At the top, there is a navigation bar with the Scopus logo, search and navigation icons, and buttons for 'Create account' and 'Sign in'. The main heading is 'Analyze author output' with a link to 'About analyze author tool'. Below this, there are options to 'Back to author details page' and actions for 'Export', 'Print', and 'Email'. The author's name 'Waghmare, Vishal B.' is displayed, along with affiliation 'Vivekanand College, Kolhapur, India' and 'Author ID:55941128800'. A filter for 'Analyze documents published between: 2021 to 2022' is present, along with checkboxes for 'Exclude self citations' and 'Exclude citations from books', and an 'Update Graph' button. The 'This author's h-index' section shows a value of 1, with a bar chart for 'Documents' and 'Citations'. A note states 'The h-index is based upon the number of documents and number of citations.' A Windows watermark is visible in the bottom right corner.

The screenshot shows the Web of Science 'Citation Report' for Vishal B. Waghmare. The browser address bar shows the URL: 'webofscience.com/wos/woscc/citation-report/061be5b7-f246-4494-8d7f-d5614b2c4c92-c12aae55'. The page header includes the Clarivate logo, 'Web of Science' branding, and navigation options like 'Search', 'Sign In', and 'Register'. The breadcrumb trail indicates the path: 'Search > Citation Report: Waghmare... > Citation Report: Waghmare, V. B. (Author) and 2021-2022 (Publication Years)'. The main heading is 'Citation Report' with a search box containing 'Waghmare, V. B. (Author)' and buttons for 'Analyze Results' and 'Create Alert'. A 'Refined By' section shows 'Publication Years: 2021-2022' with a 'Clear all' option. The report displays four key metrics: 'Publications' (1 Total), 'Citing Articles' (0 Total, 0 Without self-citations), 'Times Cited' (0 Total, 0 Average per item, 0 Without self-citations), and 'H-Index' (0). An 'Export Full Report' button is located at the top right of the metrics section. A Windows taskbar is visible at the bottom of the browser window.

## 9. Dr. D. S. Gaikwad

The screenshot shows the Scopus 'Analyze author output' interface. At the top, there is a navigation bar with 'Scopus' logo, search, lists, sources, SciVal, and user options like 'Create account' and 'Sign in'. The main heading is 'Analyze author output' with a link to 'About analyze author tool'. Below this, there are options to 'Export', 'Print', and 'Email'. The author's name 'Gaikwad, Deepak S.' is displayed, along with affiliation 'Vivekanand College, Kolhapur, India' and 'Author ID:36197991100'. A filter for 'Analyze documents published between: 2021 to 2022' is visible, along with checkboxes for 'Exclude self citations' and 'Exclude citations from books', and an 'Update Graph' button. A table shows one document with 9 citations. The 'h-index' is 3, with a note that it is based on the number of documents and citations. A Windows notification for 'Activate Windows' is present in the bottom right corner.

The screenshot shows the Web of Science 'Citation Report' for Gaikwad, Dipak S. The browser address bar shows the URL: 'webofscience.com/wos/woscc/citation-report/6c550010-f95b-4540-bf37-d7d885366770-c12a23f4'. The page header includes 'Clarivate', 'Web of Science', and 'Search'. The report title is 'Citation Report: Gaikwad, Dipak S. (Author) and 2021-2022 (Publication Years)'. The search criteria are 'Gaikwad, Dipak S. (Author)' and 'Refined By: Publication Years: 2021-2022'. The report displays four key metrics: 'Publications' (1 Total), 'Citing Articles' (2 Total, 2 Without self-citations), 'Times Cited' (2 Total, 2 Without self-citations), and 'H-Index' (1). There is an 'Export Full Report' button and a 'Create Alert' button. The Windows taskbar at the bottom shows the date as 30/12/2023 and the time as 13:39.

# 10. Dr. A. A. Patravale

The screenshot shows the Scopus 'Analyze author output' interface. At the top, there is a navigation bar with the Scopus logo, a search bar, and links for Lists, Sources, SciVal, and user options like 'Create account' and 'Sign in'. The main heading is 'Analyze author output' with a link to 'About analyze author tool'. Below this, there are options to 'Back to author details page' and buttons for 'Export', 'Print', and 'Email'. The author's name 'Patravale, Ajinkya A.' is displayed, along with their affiliation 'Vivekanand College, Kolhapur, Kolhapur, India' and 'Author ID:57188758312'. A date range selector is set to '2021' to '2022', with checkboxes for 'Exclude self citations' and 'Exclude citations from books', and an 'Update Graph' button. A table of documents is shown with columns for 'Documents', 'Citations', and 'Title'. The first document is highlighted in yellow, showing a rank of 1, 9 citations, and the title 'An Expedient Fou...'. To the right, the text 'This author's h-index' is displayed, with a large '1' indicating the h-index value. A note states 'The h-index is based upon the number of documents and number of citations.' There is also a 'Windows' watermark in the bottom right corner.

The screenshot shows the Web of Science 'Citation Report' for Dr. A. A. Patravale. The browser address bar shows the URL 'webofscience.com/wos/woscc/citation-report/9848dc01-3e41-496a-a666-3b8b875e6747-c12b4eac'. The page header includes the Clarivate logo, 'Web of Science' branding, a search bar, and 'Sign In' and 'Register' buttons. The breadcrumb trail indicates the path: 'Search > Citation Report: Patravale, ... > Citation Report: Patravale, Ajinkya (Author) and 2021-2022 (Publication Years)'. The main heading is 'Citation Report'. Below this, there is a search bar containing 'Patravale, Ajinkya (Author)' and buttons for 'Analyze Results' and 'Create Alert'. A 'Refined By' section shows 'Publication Years: 2021-2022' with a 'Clear all' button. The report is divided into four main sections: 'Publications' (3 Total), 'Citing Articles' (11 Total, 11 Without self-citations), 'Times Cited' (11 Total, 11 Without self-citations), and 'H-Index' (1). The 'Average per item' is listed as 3.67. There is an 'Export Full Report' button in the top right. A 'Windows' watermark is visible in the bottom right corner. The Windows taskbar at the bottom shows the date '30/12/2023' and time '14:14'.

# 11. Dr. T. C. Gaupale

The image shows the Scopus 'Analyze author output' tool. At the top, there is a navigation bar with 'Scopus' logo, search, lists, sources, SciVal, and user options like 'Create account' and 'Sign in'. The main heading is 'Analyze author output' with a link to 'About analyze author tool'. Below this, there are options to 'Back to author details page', 'Export', 'Print', and 'Email'. A red-bordered box contains a warning: 'Author's h-index is zero. This author may not have citations, or you may need to adjust the year range.' The author's name 'Gaupale, Tekchand C.' is displayed, along with affiliation 'Savitribai Phule Pune University, Pune, India' and 'Author ID:26534278800'. A date range selector is set to '2021 to 2022'. There are checkboxes for 'Exclude self citations' and 'Exclude citations from books', and an 'Update Graph' button.

The image shows a Web of Science citation report page. The browser address bar shows the URL: 'webofscience.com/wos/woscc/citation-report/50d87acc-b192-47b0-9d5d-59f9417ddaec-c12b07f0'. The page header includes 'Clarivate', 'Web of Science™', 'Search', 'English', and 'Products'. The main content area is titled 'Citation Report' and shows the author 'Gaupale, Tekchand C. (Author)'. There are buttons for 'Analyze Results' and 'Create Alert'. A filter is applied: 'Refined By: Publication Years: 2021-2022', with a 'Clear all' option. At the bottom, a message states 'No records were found to match your filters'. The Windows taskbar at the bottom shows the date '30/12/2023' and time '14:06'.

## 12. Dr. I. K. Mujawar

The screenshot shows the Scopus 'Analyze author output' interface. At the top, there is a navigation bar with the Scopus logo, search, lists, sources, SciVal, and user options like 'Create account' and 'Sign in'. The main heading is 'Analyze author output' with a link to 'About analyze author tool'. Below this, there are options to 'Export', 'Print', and 'Email'. The author's name 'Mujawar, I. K.' is displayed, along with their affiliation 'Vivekanand College, Kolhapur, India' and 'Author ID:57217193510'. A filter for 'Analyze documents published between: 2021 to 2022' is visible, along with checkboxes for 'Exclude self citations' and 'Exclude citations from books', and an 'Update Graph' button. A section titled 'This author's h-index' shows a value of 1, with a note that the h-index is based on the number of documents and citations. A document titled 'Image based path Development of...' is partially visible.

The screenshot shows the Web of Science 'Citation Report' for Dr. I. K. Mujawar. The browser address bar shows the URL: 'webofscience.com/wos/woscc/citation-report/addbb111-b6ff-4dc4-9798-b64b12eda9a1-c12b27f4'. The page header includes the Clarivate logo, 'Web of Science' branding, and navigation options like 'Search', 'Sign In', and 'Register'. The report title is 'Citation Report: Mujawar, I. K. (Author) and 2021-2022 (Publication Years)'. The search criteria are 'Mujawar, I. K. (Author)' and 'Refined By: Publication Years: 2021-2022'. The report displays four key metrics: 'Publications' (1 Total), 'Citing Articles' (0 Total, 0 Without self-citations), 'Times Cited' (0 Total, 0 Average per item, 0 Without self-citations), and 'H-Index' (0). There is an 'Export Full Report' button and a notification bubble with the number 29.

# 13. Dr. A. S. Tapase

The image shows the Scopus 'Analyze author output' interface. At the top, there is a navigation bar with the Scopus logo, search, lists, sources, SciVal, and user options like 'Create account' and 'Sign in'. The main heading is 'Analyze author output' with a link to 'About analyze author tool'. Below this, there are options to 'Back to author details page', 'Export', 'Print', and 'Email'. A red-bordered box contains a warning: 'Author's h-index is zero. This author may not have citations, or you may need to adjust the year range.' The author's name 'Tapase, Asmita S.' is displayed, along with their affiliation 'Vivekanand College, Kolhapur, India' and 'Author ID:17436339000'. The analysis parameters are set to 'Analyze documents published between: 2021 to 2022'. There are checkboxes for 'Exclude self citations' and 'Exclude citations from books', and an 'Update Graph' button.

The image shows the Web of Science 'Citation Report' interface. The browser address bar shows the URL: 'webofscience.com/wos/woscc/citation-report/255d79f4-9e35-4643-8866-e93650bbe755-c12b7265'. The page header includes the Clarivate logo, 'Web of Science™', search, and user options like 'Sign In' and 'Register'. The breadcrumb trail is 'Search > Citation Report: Tapase, As... > Citation Report: Tapase, Asmita S. (Author) and 2021-2022 (Publication Years)'. The main heading is 'Citation Report'. Below this, there is a search box containing 'Tapase, Asmita S. (Author)' and buttons for 'Analyze Results' and 'Create Alert'. The 'Refined By' section shows 'Publication Years: 2021-2022' and a 'Clear all' button. The main content area displays four summary cards: 'Publications' (1 Total, From 2021 to 2022), 'Citing Articles' (4 Total, 4 Without self-citations), 'Times Cited' (4 Total, 4 Without self-citations, 4 Average per item), and 'H-Index' (1). There is an 'Export Full Report' button and a help icon with the number 29. The Windows taskbar at the bottom shows the date and time as 14:18 on 30/12/2023.



"Dissemination of Education for Knowledge, Science and Culture."  
- Shikshanmaharshi Dr. Bapuji Salunkhe



SHRI SWAMI VIVEKANAND SHIKSHAN SANSTHA'S  
**VIVEKANAND COLLEGE, KOLHAPUR (EMPOWERED AUTONOMOUS)**

2130, 'E' Ward, Tarabai Park,  
Tal. Karveer, Dist. Kolhapur - 416 003.  
Affiliated to Shivaji University, Kolhapur (M.S.)

NAAC Reaccredited : "A" (CGPA - 3.24 in 3rd Cycle)  
College with Potential Excellence by U.G.C., New Delhi  
"Star College" by D.B.T. Govt. of India  
ISO 9001 : 2015

Ph. : 0231-2658612 | Fax : 0231-2658840 | Resl.: 0231-2653962 | Website : www.vivekanandcollege.ac.in | E-mail : info@vivekanandcollege.org

Founder  
Dr. Bapuji Salunkhe  
D. Lit.

President  
Hon. Chandrakant Dada Patil  
Higher and Technical Education Minister, Maharashtra

Chairman  
Prin. Abhaykumar Salunkhe  
M.A.

Secretary  
Prin. Mrs. Shubhangi Gawade  
M.Sc., B.Ed.

Principal  
Dr. R. R. Kumbhar  
M.Sc., M.Phil., Ph.D.

### 3.4 Research Publications and Awards

#### 3.4.6 Bibliometrics of the publications during 2020 - 21 based on Scopus / Web of Science - h-index of the Institution.

Sr. No.	Name of the Teacher	Publications (Scopus)	Publications (WoS)	h - index in Scopus	h - index in WoS	Page No.
1)	Dr. M. M. Karanjkar	01	00	01	00	31
2)	Dr. K. A. Undale	01	01	01	01	32
3)	Dr. S. S. Ankushrao	01	01	02	01	33
4)	Dr. G. J. Navathe	00	00	00	00	34
5)	Dr. S. I. Inamdar	00	00	00	00	35
6)	Dr. V. B. Waghmare	01	01	01	00	36
7)	Dr. D. S. Gaikwad	03	00	03	02	37
8)	Dr. A. A. Patravale	01	03	02	02	38
9)	Dr. T. C. Gaupale	00	00	00	00	39
10)	Dr. I. K. Mujawar	01	01	01	00	40
11)	Dr. R. A. Kalel	00	01	00	00	41
12)	Dr. S. T. Sutar	00	04	00	03	42
	<b>Total</b>	<b>09</b>	<b>12</b>	<b>11</b>	<b>09</b>	

# 1. Prof. Dr. M. M. Karanjkar

The screenshot shows the Scopus 'Analyze author output' interface. At the top, there is a navigation bar with the Scopus logo, search, lists, sources, SciVal, and user options like 'Create account' and 'Sign in'. The main heading is 'Analyze author output' with a link to 'About analyze author tool'. Below this, there is a navigation bar with 'Back to author details page', 'Export', 'Print', and 'Email' options. The author's name 'Karanjkar, Milind M.' is displayed, along with their affiliation 'Vivekanand College, Kolhapur, India' and 'Author ID:37006676900'. A date range selector is set to '2020' to '2021', with checkboxes for 'Exclude self citations' and 'Exclude citations from books', and an 'Update Graph' button. Below the author information, there are sorting options for 'Documents', 'Citations', and 'Title'. A table shows the author's h-index, with the first entry being '1' for 'Hybrid Solid Stat...'. A note explains that the h-index is based on the number of documents and number of citations. A Windows notification for 'Activate Windows' is visible in the bottom right corner.

The screenshot shows the Web of Science 'Citation Report' interface. The browser address bar shows the URL 'webofscience.com/wos/woscc/citation-report/c837d80e-0df5-4fb4-9790-ee4bac529893-c12a3a55'. The page header includes the Clarivate logo, 'Web of Science™', search, and user options like 'Sign In' and 'Register'. The main heading is 'Citation Report'. Below this, there is a search bar containing 'Karanjkar, Milind M., (Author)' and buttons for 'Analyze Results' and 'Create Alert'. A 'Refined By' section shows 'Publication Years: 2020-2021' with a 'Clear all' button. The main content area is empty, displaying the message 'No records were found to match your filters'. A Windows taskbar is visible at the bottom, showing the system tray with the date '30/12/2023' and time '13:42'. A notification bubble with the number '29' is present in the bottom right corner.



## 2. Dr. K. A. Undale

The screenshot shows the Scopus 'Analyze author output' interface. At the top, there is a navigation bar with the Scopus logo, search, lists, sources, SciVal, and user options like 'Create account' and 'Sign in'. The main heading is 'Analyze author output' with a link to 'About analyze author tool'. Below this, there are options to 'Export', 'Print', and 'Email'. The author's name 'Undale, K. A.' is displayed along with their affiliation 'Vivekanand College, Kolhapur, Kolhapur, India' and 'Author ID:26657061800'. A filter for 'Analyze documents published between: 2020 to 2021' is active, with checkboxes for 'Exclude self citations' and 'Exclude citations from books', and an 'Update Graph' button. A table shows 'Documents' and 'Citations' with a title 'Dual basic ionic li...'. The 'This author's h-index' is 1, with a note that it is based on the number of documents and number of citations. A Windows watermark is visible in the bottom right corner.

The screenshot shows the Web of Science 'Citation Report' for Dr. Kedar Ashok Undale. The page is from Clarivate and includes a search bar and navigation options. The report title is 'Citation Report: Dr. Kedar Ashok Undale (Author) and 2020-2021 (Publicatio...'. The author's name 'Dr. Kedar Ashok Undale (Author)' is entered in the search field, with 'Analyze Results' and 'Create Alert' buttons. The report is refined by 'Publication Years: 2020-2021'. The main data is presented in four summary cards: 'Publications' (1 Total), 'Citing Articles' (4 Total, 4 Without self-citations), 'Times Cited' (4 Total, 4 Average per item, 4 Without self-citations), and 'H-Index' (1). An 'Export Full Report' button is located at the top right of the data area. The Windows taskbar is visible at the bottom, showing the date as 30/12/2023.

### 3. Dr. S. S. Ankushrao

The screenshot shows the Scopus 'Analyze author output' interface. At the top, there is a navigation bar with the Scopus logo, search, lists, sources, SciVal, and user options like 'Create account' and 'Sign in'. The main heading is 'Analyze author output' with a link to 'About analyze author tool'. Below this, there are options to 'Export', 'Print', and 'Email'. The author's name 'Ankushrao, S. S.' is displayed, along with their affiliation 'Vivekanand College, Kolhapur, India' and 'Author ID:57192929926'. A filter for 'Analyze documents published between: 2020 to 2021' is visible, along with checkboxes for 'Exclude self citations' and 'Exclude citations from books', and an 'Update Graph' button. The main content area shows 'This author's h-index' with a value of 1. A table below shows one document: '1 Synthesis, charact...'. A note explains that the h-index is based on the number of documents and number of citations. A Windows notification for 'Activate Windows' is present in the bottom right corner.

The screenshot shows the Web of Science 'Citation Report' for Dr. S. S. Ankushrao. The browser address bar shows the URL: 'webofscience.com/wos/woscc/citation-report/e009089b-4c0b-432f-829b-b0ad4f0f9e74-c12a00dd'. The page header includes the Clarivate logo, 'Web of Science™', search bar, and 'Sign In'/'Register' buttons. The report title is 'Citation Report: Ankushrao, Sanjay (Author) and 2020-2021 (Publication Yea...'. The search criteria are 'Ankushrao, Sanjay (Author)' and 'Refined By: Publication Years: 2020-2021'. The report displays four key metrics: 'Publications' (1 Total), 'Citing Articles' (1 Total, 1 Without self-citations), 'Times Cited' (1 Total, 1 Average per item, 1 Without self-citations), and 'H-Index' (1). There is an 'Export Full Report' button and a 'Show desktop' notification in the bottom right corner. The Windows taskbar at the bottom shows the date and time as 13:34 on 30/12/2023.

## 4. Dr. G. J. Navathe

The screenshot shows the Scopus 'Analyze author output' interface. At the top, there is a navigation bar with the Scopus logo, search, lists, sources, SciVal, and user options like 'Create account' and 'Sign in'. The main heading is 'Analyze author output' with a link to 'About analyze author tool'. Below this, there are options to 'Back to author details page', 'Export', 'Print', and 'Email'. A red-bordered box contains a warning: 'Author's h-index is zero. This author may not have citations, or you may need to adjust the year range.' The author's name 'Navathe, G. J.' is displayed, along with affiliation 'Vivekanand College, Kolhapur, Kolhapur, India' and 'Author ID:55792521800'. On the right, there are filters for 'Analyze documents published between: 2020 to 2021' and checkboxes for 'Exclude self citations' and 'Exclude citations from books'. An 'Update Graph' button is highlighted with a red box.

The screenshot shows the Web of Science 'Citation Report' interface. The browser address bar shows the URL: 'webofscience.com/wos/woscc/citation-report/9bb444a7-85f5-4b1a-b53f-2fb788d8a873-c12ad223'. The page header includes the Clarivate logo, 'Web of Science', search, and user options like 'Sign In' and 'Register'. The breadcrumb trail is 'Search > Citation Report: Navathe, G. J. (Author) and 2020-2021 (Publication Years)'. The main heading is 'Citation Report'. Below it, there is a search box containing 'Navathe, G. J. (Author)' and buttons for 'Analyze Results' and 'Create Alert'. A 'Refined By' section shows 'Publication Years: 2020-2021' with a 'Clear all' link. The main content area is empty, displaying the message 'No records were found to match your filters'. A help icon with the number '29' is visible in the bottom right corner. The Windows taskbar at the bottom shows the date '30/12/2023' and time '14:00'.

## 5. Dr. S. I. Inamdar

The screenshot shows the Scopus 'Analyze author output' interface. At the top, there is a navigation bar with 'Scopus' logo, search, lists, sources, SciVal, and user options like 'Create account' and 'Sign in'. The main heading is 'Analyze author output' with a link to 'About analyze author tool'. Below this, there are options to 'Back to author details page', 'Export', 'Print', and 'Email'. A red-bordered box contains a warning: 'Author's h-index is zero. This author may not have citations, or you may need to adjust the year range.' The author's name 'Inamdar, Sumayya I.' is displayed, along with their affiliation 'Vivekanand College, Kolhapur, India' and 'Author ID:56033978400'. There are dropdown menus for selecting publication years (2020 and 2021) and checkboxes for 'Exclude self citations' and 'Exclude citations from books'. An 'Update Graph' button is highlighted with a red box. A Windows activation watermark is visible at the bottom right.

The screenshot shows the Web of Science 'Citation Report' page. The browser address bar shows the URL: 'webofscience.com/wos/woscc/citation-report/e65bcdcc-6fb1-44a6-bd74-5c54afccd81b-c12a6540'. The page header includes the Clarivate logo, 'Web of Science' branding, and navigation options like 'Search', 'Sign In', and 'Register'. The breadcrumb trail indicates the path: 'Search > Citation Report: Inamdar, S... > Citation Report: Inamdar, Sumayya I. (Author) and 2020-2021 (Publication Y...'. The main content area is titled 'Citation Report' and features a search input field containing 'Inamdar, Sumayya I. (Author)'. There are buttons for 'Analyze Results' and 'Create Alert'. Below the search field, a filter is applied: 'Refined By: Publication Years: 2020-2021', with a 'Clear all' option. The main results area is empty, displaying the message: 'No records were found to match your filters'. A help icon with the number '29' is visible in the bottom right corner. The Windows taskbar at the bottom shows the system tray with the date '30/12/2023' and time '13:47'.

## 6. Dr. V. B. Waghmare

The screenshot shows the Scopus interface for analyzing an author's output. At the top, there is a navigation bar with the Scopus logo, search, lists, sources, SciVal, and user options like 'Create account' and 'Sign in'. The main heading is 'Analyze author output' with a link to 'About analyze author tool'. Below this, there are options to 'Export', 'Print', and 'Email'. The author's name 'Waghmare, Vishal B.' is displayed, along with their affiliation 'Vivekanand College, Kolhapur, India' and 'Author ID:55941128800'. A filter for 'Analyze documents published between: 2020 to 2021' is shown, with checkboxes for 'Exclude self citations' and 'Exclude citations from books', and an 'Update Graph' button. The 'This author's h-index' section shows a value of 1, with a bar chart for 'Development of ...' and a note that the h-index is based on the number of documents and citations. A Windows activation watermark is visible in the bottom right corner.

The screenshot shows the Web of Science 'Citation Report' for Waghmare, V. B. The browser address bar shows the URL: webofscience.com/wos/woscc/citation-report/68bc505e-319e-46d5-b1b8-a35ffe64354c-c12aaa24. The page header includes the Clarivate logo, 'Web of Science' branding, and navigation options like 'Search', 'Sign In', and 'Register'. The breadcrumb trail indicates the path: Search > Citation Report: Waghmare... > Citation Report: Waghmare, V. B. (Author) and 2020-2021 (Publication Years). The main content area features a search box with 'Waghmare, V. B. (Author)' and buttons for 'Analyze Results' and 'Create Alert'. A 'Refined By' section shows 'Publication Years: 2020-2021' with a 'Clear all' option. Below this, there are four summary cards: 'Publications' (Total: 1), 'Citing Articles' (Total: 0, Without self-citations: 0), 'Times Cited' (Total: 0, Average per item: 0, Without self-citations: 0), and 'H-Index' (0). An 'Export Full Report' button is located in the top right of the summary area. A Windows taskbar is visible at the bottom with various application icons and a system tray showing the date and time as 13:55 on 30/12/2023.

## 7. Dr. D. S. Gaikwad

The screenshot shows the Scopus 'Analyze author output' interface. At the top, there is a navigation bar with the Scopus logo, search, lists, sources, SciVal, and user options like 'Create account' and 'Sign in'. The main heading is 'Analyze author output' with a link to 'About analyze author tool'. Below this, there is a 'Back to author details page' link and options to 'Export', 'Print', and 'Email'. The author's name 'Gaikwad, Deepak S.' is displayed, along with their affiliation 'Vivekanand College, Kolhapur, India' and 'Author ID:36197991100'. A filter for 'Analyze documents published between: 2020 to 2021' is visible, with checkboxes for 'Exclude self citations' and 'Exclude citations from books', and an 'Update Graph' button. A table of documents is shown with columns for 'Documents', 'Citations', and 'Title'. The first entry is '1' document with '9' citations, titled 'Cu-ACP-Am-Fe3...'. To the right, 'This author's h-index' is shown as '3', with a note that it is based on the number of documents and citations. A Windows activation watermark is present in the bottom right corner.

The screenshot shows the Web of Science 'Citation Report' for Dr. D. S. Gaikwad. The browser address bar shows the URL: 'webofscience.com/wos/woscc/citation-report/41309421-1496-48ea-8330-39c3113fce83-c12a1ec4'. The page header includes the Clarivate logo, 'Web of Science™', search, and user options like 'Sign In' and 'Register'. The breadcrumb trail indicates the path: 'Search > Citation Report: Gaikwad, ... > Citation Report: Gaikwad, Dipak S. (Author) and 2020-2021 (Publication Years)'. The main heading is 'Citation Report'. Below this, there is a search box containing 'Gaikwad, Dipak S. (Author)' and buttons for 'Analyze Results' and 'Create Alert'. A 'Refined By' section shows 'Publication Years: 2020-2021' with a 'Clear all' option. The report is divided into four main sections: 'Publications' (2 Total, From 2020 to 2021), 'Citing Articles' (12 Total, 12 Without self-citations), 'Times Cited' (12 Total, 6 Average per item, 12 Without self-citations), and 'H-Index' (2). An 'Export Full Report' button is located at the top right of the report area. A Windows taskbar is visible at the bottom, showing the date and time as 13:38 on 30/12/2023.

## 8. Dr. A. A. Patravale

The screenshot shows the Scopus 'Analyze author output' interface. At the top, the Scopus logo and navigation links (Search, Lists, Sources, SciVal) are visible. The main heading is 'Analyze author output'. Below this, there are options to 'Export', 'Print', and 'Email'. The author's name 'Patravale, Ajinkya A.' is displayed, along with their affiliation 'Vivekanand College, Kolhapur, India' and 'Author ID:57188758312'. A date range selector is set to '2020' to '2021'. There are checkboxes for 'Exclude self citations' and 'Exclude citations from books', and an 'Update Graph' button. Below the author information, there are tabs for 'Documents', 'Citations', and 'Title'. The 'Documents' tab is active, showing a table with columns for rank, count, and title. The first entry is '1' with a count of '9' and the title 'An Expedient Fou...'. The text 'This author's h-index' is displayed, along with a note that 'The h-index is based upon the number of documents and number of citations.' and a large '2' indicating the h-index value.

The screenshot shows the Web of Science 'Citation Report' interface. The browser address bar shows the URL 'webofscience.com/wos/woscc/citation-report/4fb34e12-c9bc-4e00-ae8d-c2db24f35daf-c12b4a56'. The page title is 'Citation Report'. The search criteria are 'Patravale, Ajinkya (Author)' and 'Refined By: Publication Years: 2020-2021'. The report displays four key metrics: 'Publications' (3 Total), 'Citing Articles' (15 Total, 15 Without self-citations), 'Times Cited' (15 Total, 5 Average per item, 15 Without self-citations), and 'H-Index' (2). There are buttons for 'Analyze Results', 'Create Alert', and 'Export Full Report'. The Windows taskbar at the bottom shows the date '30/12/2023' and time '14:13'.

## 9. Dr. T. C. Gaupale

The screenshot shows the Scopus 'Analyze author output' interface. At the top, there is a navigation bar with the Scopus logo, search, lists, sources, SciVal, and user options like 'Create account' and 'Sign in'. The main heading is 'Analyze author output' with a link to 'About analyze author tool'. Below this, there are options to 'Back to author details page', 'Export', 'Print', and 'Email'. A red-bordered box contains a warning: 'Author's h-index is zero. This author may not have citations, or you may need to adjust the year range.' The author's name 'Gaupale, Tekchand C.' is displayed, along with affiliation 'Savitribai Phule Pune University, Pune, India' and 'Author ID:26534278800'. There are dropdown menus for 'Analyze documents published between: 2020 to 2021' and checkboxes for 'Exclude self citations' and 'Exclude citations from books'. An 'Update Graph' button is highlighted with a red box.

The screenshot shows the Web of Science 'Citation Report' interface. The browser address bar shows the URL: 'webofscience.com/wos/woscc/citation-report/56bdb760-ae9c-44a3-8def-0f2c89fa8148-c12b0459'. The page header includes the Clarivate logo, 'Web of Science™', search, and user options like 'Sign In' and 'Register'. The breadcrumb trail is 'Search > Citation Report: Gaupale, T... > Citation Report: Gaupale, Tekchand C. (Author) and 2020-2021 (Publication ...)'. The main heading is 'Citation Report'. Below it, there is a search box containing 'Gaupale, Tekchand C. (Author)' and buttons for 'Analyze Results' and 'Create Alert'. A 'Refined By:' section shows 'Publication Years: 2020-2021' with a 'Clear all' link. The main content area is empty, displaying the message 'No records were found to match your filters'. A notification bubble with '29' and a question mark is visible in the bottom right corner. The Windows taskbar at the bottom shows the date '30/12/2023' and time '14:05'.



# 10. Dr. I. K. Mujawar

The screenshot shows the Scopus 'Analyze author output' interface. At the top, there is a navigation bar with the Scopus logo, search, lists, sources, SciVal, and user options like 'Create account' and 'Sign in'. The main heading is 'Analyze author output' with a link to 'About analyze author tool'. Below this, there are options to 'Back to author details page' and actions for 'Export', 'Print', and 'Email'. The author's name 'Mujawar, I. K.' is displayed, along with their affiliation 'Vivekanand College, Kolhapur, India' and 'Author ID:57217193510'. A filter for 'Analyze documents published between: 2020 to 2021' is visible, along with checkboxes for 'Exclude self citations' and 'Exclude citations from books', and an 'Update Graph' button. The 'This author's h-index' section shows a value of 1, with a note that the h-index is based on the number of documents and number of citations. A single document is listed with a citation count of 1.

The screenshot shows the Web of Science 'Citation Report' for Dr. I. K. Mujawar. The interface includes a search bar, 'Sign In', and 'Register' buttons. The report title is 'Citation Report: Mujawar, I. K. (Author) and 2020-2021 (Publication Years)'. The search criteria are 'Mujawar, I. K. (Author)' and 'Refined By: Publication Years: 2020-2021'. The report displays four key metrics: 'Publications' (1 Total), 'Citing Articles' (0 Total, Without self-citations), 'Times Cited' (0 Total, 0 Average per item, Without self-citations), and 'H-Index' (0). There is an 'Export Full Report' button and a 'Create Alert' button. The bottom of the screenshot shows a Windows taskbar with the date 30/12/2023 and time 14:09.

# 11. Dr. R. A. Kalel

The screenshot shows the Scopus interface for analyzing an author's output. At the top, there is a navigation bar with the Scopus logo, search, lists, sources, SciVal, and user options like 'Create account' and 'Sign in'. The main heading is 'Analyze author output' with a link to 'About analyze author tool'. Below this, there are options to 'Back to author details page', 'Export', 'Print', and 'Email'. A prominent red-bordered box contains a warning: 'Author's h-index is zero. This author may not have citations, or you may need to adjust the year range.' The author's name is 'Kalel, Rahul A.', with affiliation 'Vivekanand College, Kolhapur, Kolhapur, India' and 'Author ID:57191339218'. The analysis parameters are set to 'Analyze documents published between: 2020 to 2021'. There are checkboxes for 'Exclude self citations' and 'Exclude citations from books', and an 'Update Graph' button. A yellow highlight is visible on a document title in the list below.

The screenshot shows the Web of Science 'Citation Report' for Prashant J. Kalel. The browser address bar shows the URL: 'webofscience.com/wos/wosccc/citation-report/4af994cb-0ddd-45b1-83e5-70c9103f521f-c12bbdd0'. The page header includes the Clarivate logo, 'Web of Science', search, and user options. The breadcrumb trail is 'Search > Citation Report: Kalel, Pras... > Citation Report: Kalel, Prashant J. (Author) and 2020-2021 (Publication Years)'. The main heading is 'Citation Report'. A search box contains 'Kalel, Prashant J. (Author)' with 'Analyze Results' and 'Create Alert' buttons. The 'Refined By' section shows 'Publication Years: 2020-2021' and a 'Clear all' button. The report is divided into four summary cards: 'Publications' (1 Total, From 2020 to 2021), 'Citing Articles' (22 Total, 22 Analyze Without self-citations), 'Times Cited' (22 Total, 22 Average per item, 22 Analyze Without self-citations), and 'H-Index' (1). An 'Export Full Report' button is located at the top right of the cards. The Windows taskbar at the bottom shows the date as 30/12/2023 and the time as 14:26.

## 12. Dr. S. T. Sutar

The screenshot shows a web browser window displaying a citation report on the Web of Science platform. The browser's address bar shows the URL: `webofscience.com/wos/woscc/citation-report/9aa1dff6-ba38-41b2-baf4-64f8b6dc5368-c12be6a8`. The page header includes the Clarivate logo, the text "Web of Science™", a search bar, and options for "Sign In" and "Register". The breadcrumb trail indicates the path: "Search > Citation Report: Sagar Suta... > Citation Report: Sagar Sutar (Author) and 2020-2021 (Publication Years)".

The main content area is titled "Citation Report" and features a search input field containing "Sagar Sutar (Author)". To the right of the search field are buttons for "Analyze Results" and "Create Alert". Below the search field, a "Refined By:" section shows a filter for "Publication Years: 2020-2021" with a "Clear all" link.

The report is presented in a grid of four summary cards:

- Publications:** 4 Total. Filtered from 2020 to 2021.
- Citing Articles:** 42 Total (without self-citations). Includes an "Analyze" link.
- Times Cited:** 47 Total (without self-citations). Includes an "Average per item" of 11.75.
- H-Index:** 3. Includes a "29 ?" badge.

An "Export Full Report" link is located at the top right of the grid. The Windows taskbar at the bottom shows the system tray with a temperature of 14°C, a search bar, and various application icons. The system clock indicates the time is 14:30 on 30/12/2023.



"Dissemination of Education for Knowledge, Science and Culture."  
- Shikshanmaharshi Dr. Bapuji Salunkhe



SHRI SWAMI VIVEKANAND SHIKSHAN SANSTHA'S  
**VIVEKANAND COLLEGE, KOLHAPUR (EMPOWERED AUTONOMOUS)**

2130, 'E' Ward, Tarabai Park,  
Tal. Karveer, Dist. Kolhapur - 416 003.  
Affiliated to Shivaji University, Kolhapur (M.S.)

NAAC Reaccredited : "A" (CGPA - 3.24 in 3rd Cycle)  
College with Potential Excellence by U.G.C., New Delhi  
"Star College" by D.B.T. Govt. of India  
ISO 9001 : 2015

Ph. : 0231-2658612 | Fax : 0231-2658840 | Resl.: 0231-2653962 | Website :www.vivekanandcollege.ac.in | E-mail :info@vivekanandcollege.org

<b>Founder</b> Dr. Bapuji Salunkhe D. Lit.	<b>President</b> Hon. Chandrakant Dada Patil Higher and Technical Education Minister, Maharashtra	<b>Chairman</b> Prin. Abhaykumar Salunkhe M.A.	<b>Secretary</b> Prin. Mrs. Shubhangi Gawade M.Sc., B.Ed.	<b>Principal</b> Dr. R. R. Kumbhar M.Sc., M.Phil., Ph.D.
--	---	--	---	--

### 3.4 Research Publications and Awards

#### 3.4.6 Bibliometrics of the publications during 2019 - 20 based on Scopus / Web of Science - h-index of the Institution.

Sr. No.	Name of the Teacher	Publications (Scopus)	Publications (WoS)	h - index in Scopus	h - index in WoS	Page No.
1)	Dr. M. M. Karanjkar	02	02	02	01	44
2)	Dr. K. A. Undale	02	03	03	03	45
3)	Dr. S. S. Ankushrao	01	00	02	00	46
4)	Dr. V. B. Waghmare	01	03	01	01	47
5)	Dr. D. S. Gaikwad	02	04	04	04	48
6)	Dr. A. A. Patravale	01	03	02	03	49
7)	Dr. I. K. Mujawar	01	01	01	01	50
8)	Dr. R. A. Kalel	00	01	02	00	51
9)	Dr. S. T. Sutar	00	01	00	01	52
	<b>Total</b>	<b>10</b>	<b>18</b>	<b>17</b>	<b>14</b>	

# 1. Dr. M. M. Karanjkar

The screenshot shows the Scopus 'Analyze author output' interface. At the top, there is a navigation bar with the Scopus logo, search, lists, sources, SciVal, and user options like 'Create account' and 'Sign in'. The main heading is 'Analyze author output' with a link to 'About analyze author tool'. Below this, there are options to 'Export', 'Print', and 'Email'. The author's name 'Karanjkar, Milind M.' is displayed, along with their affiliation 'Vivekanand College, Kolhapur, India' and 'Author ID:37006676900'. A filter for 'Analyze documents published between: 2019 to 2020' is visible, along with checkboxes for 'Exclude self citations' and 'Exclude citations from books', and an 'Update Graph' button. A table shows the author's h-index: 1 document with 112 citations, titled 'Hybrid Solid Stat...'. A note explains that the h-index is based on the number of documents and number of citations. A Windows watermark is present in the bottom right corner.

The screenshot shows the Web of Science 'Citation Report' for Milind M. Karanjkar. The page title is 'Citation Report' and the search criteria are 'Citation Report: Karanjkar, Milind M. (Author) and 2019-2020 (Publication Years)'. The report is refined by 'Publication Years: 2019-2020'. The main metrics are displayed in four panels: 'Publications' (2 Total), 'Citing Articles' (15 Total, 15 Without self-citations), 'Times Cited' (15 Total, 15 Without self-citations), and 'H-Index' (1). The average per item is 7.5. There is an 'Export Full Report' button and a 'Create Alert' button. The page is in English and has a 'Register' button. The Windows taskbar at the bottom shows the date as 30/12/2023 and the time as 13:41.

## 2. Dr. K. A. Undale

The screenshot shows the Scopus 'Analyze author output' interface. At the top, there is a navigation bar with the Scopus logo, search, lists, sources, SciVal, and user options like 'Create account' and 'Sign in'. The main heading is 'Analyze author output' with a link to 'About analyze author tool'. Below this, there are options to 'Back to author details page' and actions for 'Export', 'Print', and 'Email'. The author's name 'Undale, K. A.' is displayed along with their affiliation 'Vivekanand College, Kolhapur, India' and 'Author ID:26657061800'. A filter for 'Analyze documents published between: 2019 to 2020' is present, along with checkboxes for 'Exclude self citations' and 'Exclude citations from books', and an 'Update Graph' button. A bar chart shows 'Documents' and 'Citations' for the year 2019, with a peak at 'Multi-functionali...'. The text 'This author's h-index' is followed by a large number '3' and the note 'The h-index is based upon the number of documents and number of citations.' A small 'Activate Windows' watermark is visible in the bottom right corner.

The screenshot shows the Web of Science 'Citation Report' for Dr. Kedar Ashok Undale. The browser address bar shows the URL: 'webofscience.com/wos/woscc/citation-report/68ff6140-f515-42fb-8335-c1a1dc31e2d5-c12a831e'. The page header includes 'Clarivate', 'Web of Science™', 'Search', 'English', and 'Products'. The main content area shows the author's name 'Dr. Kedar Ashok Undale (Author)' and buttons for 'Analyze Results' and 'Create Alert'. A 'Refined By' section shows 'Publication Years: 2019-2020' with a 'Clear all' option. The report is divided into four main sections: 'Publications' (3 Total, From 2019 to 2020), 'Citing Articles' (27 Total, 27 Without self-citations), 'Times Cited' (27 Total, 9 Average per item, 27 Without self-citations), and 'H-Index' (3). An 'Export Full Report' button is located at the top right of the report area. The Windows taskbar at the bottom shows the system tray with a temperature of 12°C, search, and various application icons, along with the date and time '13:51 30/12/2023'.

### 3. Dr. S. S. Ankushrao

The screenshot shows the Scopus 'Analyze author output' interface. At the top, the Scopus logo is on the left, and navigation links for Search, Lists, Sources, and SciVal are in the center. On the right, there are buttons for 'Create account' and 'Sign in'. The main heading is 'Analyze author output', with a link for 'About analyze author tool'. Below this, there is a navigation bar with a link to 'Back to author details page' and action buttons for 'Export', 'Print', and 'Email'. The author's name 'Ankushrao, S. S.' is displayed, along with their affiliation 'Vivekanand College, Kolhapur, India' and 'Author ID:57192929926'. A filter for 'Analyze documents published between: 2019 to 2020' is visible, along with checkboxes for 'Exclude self citations' and 'Exclude citations from books', and an 'Update Graph' button. Below the author information, there are tabs for 'Documents', 'Citations', and 'Title'. The 'Documents' tab is active, showing a list with one entry: '1 Synthesis and cha...'. To the right, the text 'This author's h-index' is displayed, with a note that 'The h-index is based upon the number of documents and number of citations.' A '2' is shown next to the h-index text, and a 'Windows' watermark is present.

The screenshot shows the Web of Science 'Citation Report' interface. The browser address bar shows the URL 'webofscience.com/wos/woscc/citation-report/8d9d87d7-aeb7-40ea-b9f0-f98ea1acdf1a-c129fc99'. The page header includes the Clarivate logo, 'Web of Science™', and a search bar. On the right, there are links for 'Sign In' and 'Register'. The main heading is 'Citation Report'. Below this, there is a search box containing 'Ankushrao, Sanjay (Author)' and buttons for 'Analyze Results' and 'Create Alert'. A filter for 'Refined By: Publication Years: 2019-2020' is visible, with a 'Clear all' button. The main content area is empty, displaying the message 'No records were found to match your filters'. A '29 ?' badge is visible in the bottom right corner. The Windows taskbar at the bottom shows the date '30/12/2023' and time '13:34'.

## 4. Dr. V. B. Waghmare

The screenshot shows the Scopus 'Analyze author output' interface. At the top, there is a navigation bar with 'Scopus' logo, search, lists, sources, SciVal, and user options like 'Create account' and 'Sign in'. The main heading is 'Analyze author output' with a link to 'About analyze author tool'. Below this, there are options to 'Export', 'Print', and 'Email'. The author's name 'Waghmare, Vishal B.' is displayed, along with affiliation 'Vivekanand College, Kolhapur, Kolhapur, India' and 'Author ID:55941128800'. A filter for 'Analyze documents published between: 2019 to 2020' is shown, with checkboxes for 'Exclude self citations' and 'Exclude citations from books', and an 'Update Graph' button. A table titled 'Documents' shows one entry: '1 Online approach ...'. To the right, 'This author's h-index' is shown as 1, with a note 'The h-index is based upon the number of documents and number of citations.' and a '29' notification bubble.

The screenshot shows the Web of Science 'Citation Report' for Vishal B. Waghmare. The browser address bar shows the URL: 'webofscience.com/wos/woscc/citation-report/9cb2b1e8-f9e1-495e-83b5-fc0c501919da-c12aa5b2'. The page header includes 'Clarivate', 'Web of Science™', 'Search', 'Sign In', and 'Register'. The report title is 'Citation Report: Waghmare, V. B. (Author) and 2019-2020 (Publication Years)'. The search criteria are 'Waghmare, V. B. (Author)' and 'Refined By: Publication Years: 2019-2020'. The report displays four key metrics: 'Publications: 3 Total', 'Citing Articles: 1 Total (1 Without self-citations)', 'Times Cited: 1 Total (1 Without self-citations)', and 'H-Index: 1' with an 'Average per item' of 0.33. There is an 'Export Full Report' button and a '29' notification bubble.



## 5. Dr. D. S. Gaikwad

The screenshot shows the Scopus interface for analyzing an author's output. At the top, there is a navigation bar with the Scopus logo, search and navigation options, and 'Create account' and 'Sign in' buttons. The main heading is 'Analyze author output' with a link to 'About analyze author tool'. Below this, there are options to 'Export', 'Print', and 'Email'. The author's name 'Gaikwad, Deepak S.' is displayed, along with their affiliation 'Vivekanand College, Kolhapur, India' and 'Author ID:36197991100'. A filter for 'Analyze documents published between: 2019 to 2020' is visible, along with checkboxes for 'Exclude self citations' and 'Exclude citations from books', and an 'Update Graph' button. The section 'This author's h-index' shows a value of 4, with a note that the h-index is based on the number of documents and number of citations. A table of documents is partially visible, showing 19 documents.

The screenshot shows the Web of Science interface for a 'Citation Report' for Dr. D. S. Gaikwad. The browser address bar shows the URL: 'webofscience.com/wos/woscc/citation-report/48b30e2f-e4e3-4f9f-9192-71854695d5a7-c12a1af4'. The page header includes the Clarivate logo, 'Web of Science' branding, and search options. The report title is 'Citation Report: Gaikwad, Dipak S. (Author) and 2019-2020 (Publication Years)'. A search box contains 'Gaikwad, Dipak S. (Author)' with 'Analyze Results' and 'Create Alert' buttons. The 'Refined By' section shows 'Publication Years: 2019-2020' and a 'Clear all' button. The main content area displays four key metrics: 'Publications' (4 Total), 'Citing Articles' (34 Total, 34 Analyze, 34 Analyze Without self-citations), 'Times Cited' (35 Total, 35 Without self-citations), and 'H-Index' (4). An 'Export Full Report' button is located in the top right of the metrics area. The Windows taskbar at the bottom shows the system tray with a temperature of 12°C, the date 30/12/2023, and the time 13:38.

## 6. Dr. A. A. Patravale

The screenshot shows the Scopus 'Analyze author output' interface. At the top, the Scopus logo is on the left, and navigation links for Search, Lists, Sources, and SciVal are in the center. On the right, there are buttons for 'Create account' and 'Sign in'. The main heading is 'Analyze author output' with a link for 'About analyze author tool'. Below this, there is a navigation bar with a link to 'Back to author details page' and buttons for 'Export', 'Print', and 'Email'. The author's name 'Patravale, Ajinkya A.' is displayed, along with their affiliation 'Vivekanand College, Kolhapur, India' and 'Author ID:57188758312'. A filter for 'Analyze documents published between: 2019 to 2020' is present, along with checkboxes for 'Exclude self citations' and 'Exclude citations from books', and an 'Update Graph' button. Below the author information, there are sorting options for 'Documents', 'Citations', and 'Title'. The main section is titled 'This author's h-index' and shows a bar chart with a value of 16. A note states 'The h-index is based upon the number of documents and number of citations.' A Windows activation watermark is visible on the right side.

The screenshot shows the Web of Science 'Citation Report' for Dr. A. A. Patravale. The browser address bar shows the URL: webofscience.com/wos/woscc/citation-report/943352b7-a943-41ea-af0c-9daaa859f3e7-c12b4678. The page header includes the Clarivate logo, 'Web of Science' branding, a search bar, and 'Sign In' and 'Register' buttons. The main content area is titled 'Citation Report' and shows the author's name 'Patravale, Ajinkya (Author)'. There are buttons for 'Analyze Results' and 'Create Alert'. A 'Refined By' section shows 'Publication Years: 2019-2020' with a 'Clear all' button. The report is divided into four main sections: 'Publications' (3 Total), 'Citing Articles' (27 Total, 26 Analyze Without self-citations), 'Times Cited' (28 Total, 27 Without self-citations), and 'H-Index' (3). The 'Average per item' is 9.33. There is an 'Export Full Report' button. The Windows taskbar at the bottom shows the date as 30/12/2023 and the time as 14:13.

## 7. Dr. I. K. Mujawar

The screenshot shows the Scopus interface for analyzing an author's output. At the top, there is a navigation bar with the Scopus logo, search, lists, sources, SciVal, and user options like 'Create account' and 'Sign in'. The main heading is 'Analyze author output' with a link to 'About analyze author tool'. Below this, there are options to 'Export', 'Print', and 'Email'. The author's name 'Mujawar, I. K.' is displayed, along with their affiliation 'Vivekanand College, Kolhapur, India' and 'Author ID:57217193510'. A filter for 'Analyze documents published between: 2019 to 2020' is visible, along with checkboxes for 'Exclude self citations' and 'Exclude citations from books', and an 'Update Graph' button. A table shows one document: '1 Online approach ...'. To the right, it says 'This author's h-index' and 'The h-index is based upon the number of documents and number of citations.' with a value of 1. A Windows activation watermark is present in the bottom right corner.

The screenshot shows the Web of Science 'Citation Report' for Dr. I. K. Mujawar. The browser address bar shows the URL: 'webofscience.com/wos/woscc/citation-report/366d0e81-7069-4857-b6bf-a955ecfed3fe-c12b1e99'. The page header includes the Clarivate logo, 'Web of Science™', search, and user options. The report title is 'Citation Report: Mujawar, I. K. (Author) and 2019-2020 (Publication Years)'. The author's name 'Mujawar, I. K. (Author)' is in the search bar, with 'Analyze Results' and 'Create Alert' buttons. The report is refined by 'Publication Years: 2019-2020'. The main content area displays four summary cards: 'Publications' (1 Total), 'Citing Articles' (1 Total, 1 Without self-citations), 'Times Cited' (1 Total, 1 Average per item, 1 Without self-citations), and 'H-Index' (1). An 'Export Full Report' button is in the top right. A Windows taskbar is visible at the bottom with the date '30/12/2023' and time '14:08'.

## 8. Dr. R. A. Kalel

The screenshot shows the Scopus 'Analyze author output' interface. At the top, there is a navigation bar with the Scopus logo, search, lists, sources, SciVal, and account options. The main heading is 'Analyze author output'. Below this, there is a section for the author: 'Kalem, Rahul A.', with affiliation 'Vivekanand College, Kolhapur, Kolhapur, India' and 'Author ID:57191339218'. The analysis parameters are set to '2019' to '2020', with options to 'Exclude self citations' and 'Exclude citations from books'. An 'Update Graph' button is highlighted. Below the author information, there is a bar chart showing 'Documents' and 'Citations' sorted by 'Title'. The first document is highlighted in yellow, showing a citation count of 10. To the right, the text 'This author's h-index' is displayed, with a value of 2. A note states 'The h-index is based upon the number of documents and number of citations.' There is also a small 'Activate Windows' notification.

The screenshot shows the Web of Science 'Citation Report' interface. The browser address bar shows the URL: 'webofscience.com/wos/woscc/citation-report/4729365b-e2aa-47ae-b66a-ab72586a3fdd-c12bb6ba'. The page header includes the Clarivate logo, 'Web of Science' branding, and search/sign-in options. The main heading is 'Citation Report' for 'Kalem, Prashant J. (Author) and 2019-2020 (Publication Years)'. The search criteria are 'Kalem, Prashant J. (Author)' and 'Refined By: Publication Years: 2019-2020'. The report displays four key metrics: 'Publications' (1 Total), 'Citing Articles' (22 Total, 22 Without self-citations), 'Times Cited' (22 Total, 22 Without self-citations, Average per item: 22), and 'H-Index' (1). An 'Export Full Report' button is visible. The Windows taskbar at the bottom shows the date as 30/12/2023 and the time as 14:25.

## 9. Dr. S. T. Sutar

The screenshot displays the Web of Science interface for a citation report. The browser address bar shows the URL: [webofscience.com/wos/woscc/citation-report/d6951092-6ce3-46fa-b3ac-29f42fad7785-c12be118](https://webofscience.com/wos/woscc/citation-report/d6951092-6ce3-46fa-b3ac-29f42fad7785-c12be118). The page title is "Citation Report" for "Sagar Sutar (Author) and 2019-2020 (Publication Years)".

The report summary includes the following data:

Category	Total	Without self-citations
Publications	1	1
Citing Articles	4	4
Times Cited	4	4
H-Index	1	1

Additional details shown in the interface include: "Refined By: Publication Years: 2019-2020", "Analyze Results" and "Create Alert" buttons, and a temperature indicator of 14°C in the bottom left corner of the browser window.



"Dissemination of Education for Knowledge, Science and Culture."  
- Shikshanmaharshi Dr. Bapuji Salunkhe



SHRI SWAMI VIVEKANAND SHIKSHAN SANSTHA'S

## VIVEKANAND COLLEGE, KOLHAPUR (EMPOWERED AUTONOMOUS)

2130, 'E' Ward, Tarabai Park,  
Tal. Karveer, Dist. Kolhapur - 416 003.  
Affiliated to Shivaji University, Kolhapur (M.S.)

NAAC Reaccredited : "A" (CGPA - 3.24 in 3rd Cycle)  
College with Potential Excellence by U.G.C., New Delhi  
"Star College" by D.B.T. Govt. of India  
ISO 9001 : 2015

Ph. : 0231-2658612 | Fax : 0231-2658840 | Resl.: 0231-2653962 | Website :www.vivekanandcollege.ac.in | E-mail :info@vivekanandcollege.org

Founder  
Dr. Bapuji Salunkhe  
D. Lit.

President  
Hon. Chandrakant Dada Patil  
Higher and Technical Education Minister, Maharashtra

Chairman  
Prin. Abhaykumar Salunkhe  
M.A.

Secretary  
Prin. Mrs. Shubhangi Gawade  
M.Sc., B.Ed.

Principal  
Dr. R. R. Kumbhar  
M.Sc., M.Phil., Ph.D.

### 3.4 Research Publications and Awards

#### 3.4.6 Bibliometrics of the publications during 2018 - 19 based on Scopus / Web of Science - h-index of the Institution.

Sr. No.	Name of the Teacher	Publications (Scopus)	Publications (WoS)	h - index in Scopus	h - index in WoS	Page No.
1)	Dr. M. M. Karanjkar	01	03	02	02	54
2)	Dr. K. A. Undale	03	05	04	04	55
3)	Dr. S. S. Ankushrao	03	00	03	00	56
4)	Dr. V. B. Waghmare	01	04	01	01	57
5)	Dr. D. S. Gaikwad	04	06	05	05	58
6)	Dr. A. A. Patravale	03	04	04	04	59
7)	Dr. I. K. Mujawar	00	01	01	01	60
8)	Dr. R. A. Kalel	02	00	02	00	61
9)	Dr. S. T. Sutar	00	01	00	01	62
	<b>Total</b>	<b>17</b>	<b>24</b>	<b>22</b>	<b>18</b>	

# 1. Dr. M. M. Karanjkar

The screenshot shows the Scopus 'Analyze author output' interface. At the top, there is a navigation bar with the Scopus logo, search, lists, sources, SciVal, and user options like 'Create account' and 'Sign in'. The main heading is 'Analyze author output' with a link to 'About analyze author tool'. Below this, there are options to 'Export', 'Print', and 'Email'. The author's name 'Karanjkar, Milind M.' is displayed, along with their affiliation 'Vivekanand College, Kolhapur, India' and 'Author ID:37006676900'. A filter for 'Analyze documents published between: 2018 to 2019' is visible, along with checkboxes for 'Exclude self citations' and 'Exclude citations from books', and an 'Update Graph' button. A table titled 'This author's h-index' shows a list of documents. The first document is 'Bismuth ferrite t...' with 18 citations. A note explains that the h-index is based on the number of documents and number of citations. A Windows watermark is present in the bottom right corner.

The screenshot shows the Web of Science 'Citation Report' for Karanjkar, Milind M. The interface includes a search bar, 'Sign In', and 'Register' buttons. The report title is 'Citation Report: Karanjkar, Milind M. (Author) and 2018-2019 (Publication Years)'. The author's name is entered in the search field, and there are buttons for 'Analyze Results' and 'Create Alert'. A 'Refined By' section shows 'Publication Years: 2018-2019' with a 'Clear all' option. The main data is presented in four summary cards: 'Publications' (3 Total, 2018-2019), 'Citing Articles' (28 Total, 27 Without self-citations), 'Times Cited' (28 Total, 27 Without self-citations, 9.33 Average per item), and 'H-Index' (2). An 'Export Full Report' button is located at the top right of the data cards. The Windows taskbar is visible at the bottom, showing the date 30/12/2023 and time 13:40.

## 2. Dr. K. A. Undale

The screenshot shows the Scopus 'Analyze author output' interface. At the top, there is a navigation bar with the Scopus logo, search options, and user account links. The main heading is 'Analyze author output'. Below this, there are options to 'Back to author details page' and 'Export', 'Print', 'Email'. The author's name 'Undale, K. A.' is displayed, along with their affiliation 'Vivekanand College, Kolhapur, Kolhapur, India' and 'Author ID:26657061800'. A filter for 'Analyze documents published between: 2018 to 2019' is visible, with checkboxes for 'Exclude self citations' and 'Exclude citations from books', and an 'Update Graph' button. A bar chart shows the author's h-index of 4, with a list of documents starting with '1' and '19 Multi-functional...'. A note states 'The h-index is based upon the number of documents and number of citations.'

The screenshot shows the Web of Science 'Citation Report' for Dr. Kedar Ashok Undale. The interface includes a search bar, 'Sign In', and 'Register' buttons. The report title is 'Citation Report: Dr. Kedar Ashok Undale (Author) and 2018-2019 (Publicatio...'. The author's name 'Dr. Kedar Ashok Undale (Author)' is entered in the search field, with 'Analyze Results' and 'Create Alert' buttons. The report is refined by 'Publication Years: 2018-2019'. The main data is presented in four panels: 'Publications' (5 Total, From 2018 to 2019), 'Citing Articles' (44 Total, 43 Without self-citations), 'Times Cited' (44 Total, 43 Without self-citations, 8.8 Average per item), and 'H-Index' (4). An 'Export Full Report' button is also present. The bottom of the image shows a Windows taskbar with the date 30/12/2023 and time 13:50.



### 3. Dr. S. S. Ankushrao

The screenshot shows the Scopus 'Analyze author output' interface. At the top, there is a navigation bar with the Scopus logo, search, lists, sources, SciVal, and user options like 'Create account' and 'Sign in'. The main heading is 'Analyze author output' with a link to 'About analyze author tool'. Below this, there are options to 'Export', 'Print', and 'Email'. The author's name 'Ankushrao, S. S.' is displayed, along with their affiliation 'Vivekanand College, Kolhapur, India' and 'Author ID:57192929926'. A filter for 'Analyze documents published between: 2018 to 2019' is visible, along with checkboxes for 'Exclude self citations' and 'Exclude citations from books', and an 'Update Graph' button. The 'Documents' tab is selected, showing a list with one entry: '1' and '23 Optically transpar...'. To the right, it says 'This author's h-index' and 'The h-index is based upon the number of documents and number of citations.' There is also a '3' icon and a note to 'Activate Windows'.

The screenshot shows the Web of Science 'Citation Report' page. The browser address bar shows the URL: 'webofscience.com/wos/woscc/citation-report/26dfe139-0e09-4671-8880-9ac057985aea-c129f414'. The page header includes the Clarivate logo, 'Web of Science™', search bar, and 'Sign In' and 'Register' buttons. The breadcrumb trail is: 'Search > Citation Report: Ankushrao, Sanjay (Author) and 2018-2019 (Publication Yea...'. The main heading is 'Citation Report'. Below it, there is a search box containing 'Ankushrao, Sanjay (Author)' and buttons for 'Analyze Results' and 'Create Alert'. A 'Refined By:' section shows 'Publication Years: 2018-2019' with a 'Clear all' button. The main content area is empty, with a message at the bottom: 'No records were found to match your filters'. A notification bubble with '29' and a question mark is visible in the bottom right corner. The Windows taskbar at the bottom shows the time as 13:33 on 30/12/2023.

## 4. Dr. V. B. Waghmare

The screenshot shows the Scopus 'Analyze author output' interface. At the top, there is a navigation bar with the Scopus logo, search, lists, sources, SciVal, and user options like 'Create account' and 'Sign in'. The main heading is 'Analyze author output' with a link to 'About analyze author tool'. Below this, there are options to 'Export', 'Print', and 'Email'. The author's name 'Waghmare, Vishal B.' is displayed along with their affiliation 'Vivekanand College, Kolhapur, India' and 'Author ID:55941128800'. A filter for 'Analyze documents published between: 2018 to 2019' is visible, along with checkboxes for 'Exclude self citations' and 'Exclude citations from books', and an 'Update Graph' button. The 'This author's h-index' section shows a value of 1, with a note that 'The h-index is based upon the number of documents and number of citations.' A 'Documents' dropdown is set to 1, and a 'Citations' dropdown is set to 1. A yellow highlight is under the '1' in the 'Documents' dropdown.

The screenshot shows the Web of Science 'Citation Report' for Vishal B. Waghmare. The browser address bar shows the URL: 'webofscience.com/wos/woscc/citation-report/8271c12d-cd81-460f-a85b-9d16d25b7116-c12a9c9f'. The page header includes 'Clarivate', 'Web of Science™', 'Search', 'English', and 'Products'. The main content area shows the 'Citation Report' for 'Waghmare, V. B. (Author)'. There are buttons for 'Analyze Results' and 'Create Alert'. The 'Refined By' section shows 'Publication Years: 2018-2019' and a 'Clear all' button. The report is divided into four main sections: 'Publications' (4 Total, From 2018 to 2019), 'Citing Articles' (2 Total, 2 Analyze Without self-citations), 'Times Cited' (2 Total, 0.5 Average per item, 2 Without self-citations), and 'H-Index' (1). An 'Export Full Report' button is located at the top right of the report area. The Windows taskbar at the bottom shows the date as 30/12/2023 and the time as 13:54.

## 5. Dr. D. S. Gaikwad

The screenshot shows the Scopus 'Analyze author output' interface. At the top, there is a navigation bar with the Scopus logo, search and navigation icons, and buttons for 'Create account' and 'Sign in'. The main heading is 'Analyze author output' with a link to 'About analyze author tool'. Below this, there is a navigation bar with a link to 'Back to author details page' and icons for 'Export', 'Print', and 'Email'. The author's name 'Gaikwad, Deepak S.' is displayed, along with their affiliation 'Vivekanand College, Kolhapur, Kolhapur, India' and 'Author ID:36197991100'. A filter for 'Analyze documents published between: 2018 to 2019' is visible, along with checkboxes for 'Exclude self citations' and 'Exclude citations from books', and an 'Update Graph' button. The main content area shows 'This author's h-index' with a value of 5. A note explains that the h-index is based upon the number of documents and number of citations. A table of documents is partially visible, showing a document with 26 citations.

The screenshot shows the Web of Science 'Citation Report' for Dr. D. S. Gaikwad. The browser address bar shows the URL: webofscience.com/wos/woscc/citation-report/cca8516e-d13e-4bf2-a2f7-f145d3c7f7eb-c12a157e. The page header includes the Clarivate logo, 'Web of Science' branding, and search and navigation options. The main heading is 'Citation Report' for 'Gaikwad, Dipak S. (Author)'. A search bar contains the author's name, and there are buttons for 'Analyze Results' and 'Create Alert'. The report is refined by 'Publication Years: 2018-2019'. The main content area displays four key metrics: 'Publications' (6 Total), 'Citing Articles' (67 Total, 66 Without self-citations), 'Times Cited' (68 Total, 67 Without self-citations), and 'H-Index' (5). An 'Average per item' of 11.33 is also shown. An 'Export Full Report' button is located in the top right corner. The Windows taskbar at the bottom shows the system tray with a temperature of 12°C, search bar, and various application icons.

## 6. Dr. A. A. Patravale

The screenshot shows the Scopus 'Analyze author output' tool. At the top, there is a navigation bar with the Scopus logo, search, lists, sources, SciVal, and user options like 'Create account' and 'Sign in'. The main heading is 'Analyze author output' with a link to 'About analyze author tool'. Below this, there are options to 'Export', 'Print', and 'Email'. The author's name is 'Patravale, Ajinkya A.' with affiliation 'Vivekanand College, Kolhapur, Kolhapur, India' and 'Author ID:57188758312'. The analysis period is set to '2018' to '2019'. There are checkboxes for 'Exclude self citations' and 'Exclude citations from books', and an 'Update Graph' button. A bar chart shows 'This author's h-index' with a value of 4. The chart has 16 bars, with the highest bar labeled 'Low melting mixt...'. A note states 'The h-index is based upon the number of documents and number of citations.' There is also a '4' in a box with the text 'Activate Windows Go to Settings to activate Windows.'

The screenshot shows the Web of Science 'Citation Report' for Dr. A. A. Patravale. The browser address bar shows 'webofscience.com/wos/woscc/citation-report/0a2f9b33-30a4-4d76-b3d1-39b25d4a34f8-c12b4199'. The page header includes 'Clarivate', 'Web of Science™', 'Search', 'Sign In', and 'Register'. The breadcrumb trail is 'Search > Citation Report: Patravale, ... > Citation Report: Patravale, Ajinkya (Author) and 2018-2019 (Publication Years)'. The main heading is 'Citation Report'. Below this, there is a search box containing 'Patravale, Ajinkya (Author)' and buttons for 'Analyze Results' and 'Create Alert'. A 'Refined By' section shows 'Publication Years: 2018-2019' and a 'Clear all' button. The report displays four key metrics: 'Publications' (4 Total, From 2018 to 2019), 'Citing Articles' (35 Total, 34 Without self-citations), 'Times Cited' (38 Total, 35 Without self-citations, 9.5 Average per item), and 'H-Index' (4). There is an 'Export Full Report' button. The Windows taskbar at the bottom shows the date '30/12/2023' and time '14:12'.

## 7. Dr. I. K. Mujawar

The screenshot shows the Scopus 'Analyze author output' interface. At the top, there is a navigation bar with the Scopus logo, search, lists, sources, SciVal, and user options like 'Create account' and 'Sign in'. The main heading is 'Analyze author output' with a link to 'About analyze author tool'. Below this, there are options to 'Back to author details page' and actions for 'Export', 'Print', and 'Email'. The author's name 'Mujawar, I. K.' is displayed, along with their affiliation 'Vivekanand College, Kolhapur, India' and 'Author ID:57217193510'. A filter for 'Analyze documents published between: 2019 to 2019' is shown, with checkboxes for 'Exclude self citations' and 'Exclude citations from books', and an 'Update Graph' button. A table shows the author's h-index: 1, with a single document titled 'Online approach ...'. A note states 'This author's h-index' and 'The h-index is based upon the number of documents and number of citations.' A Windows activation watermark is visible in the bottom right corner.

The screenshot shows the Web of Science 'Citation Report' for Dr. I. K. Mujawar. The browser address bar shows the URL: 'webofscience.com/wos/woscc/citation-report/649d00cf-a2a8-4dc2-a164-00f45bda2545-c12b18df'. The page header includes the Clarivate logo, 'Web of Science™', search, and user options like 'Sign In' and 'Register'. The breadcrumb trail is 'Search > Citation Report: Mujawar, I. K. (Author) and 2018-2019 (Publication Years)'. The main title is 'Citation Report' with a search box containing 'Mujawar, I. K. (Author)' and buttons for 'Analyze Results' and 'Create Alert'. A 'Refined By' section shows 'Publication Years: 2018-2019' with a 'Clear all' option. The report is divided into four panels: 'Publications' (1 Total, From 2018 to 2019), 'Citing Articles' (1 Total, 1 Without self-citations), 'Times Cited' (1 Total, 1 Average per item, 1 Without self-citations), and 'H-Index' (1). An 'Export Full Report' button is located at the top right of the report area. A Windows taskbar is visible at the bottom with the date 30/12/2023 and time 14:07.

## 8. Dr. R. A. Kalel

The screenshot shows the Scopus 'Analyze author output' interface. At the top, there is a navigation bar with the Scopus logo, search, lists, sources, SciVal, and user options like 'Create account' and 'Sign in'. The main heading is 'Analyze author output' with a link to 'About analyze author tool'. Below this, there are options to 'Export', 'Print', and 'Email'. The author's name 'Kalel, Rahul A.' is displayed, along with affiliation 'Vivekanand College, Kolhapur, Kolhapur, India' and 'Author ID:57191339218'. A filter for 'Analyze documents published between: 2018 to 2019' is active, with checkboxes for 'Exclude self citations' and 'Exclude citations from books', and an 'Update Graph' button. A table shows a list of documents with columns for 'Documents', 'Citations', and 'Title'. The first document has 1 document and 10 citations, titled 'Polymer-assisted ...'. The second document has 1 document and 1 citation, titled 'Pollination Studie...'. To the right, 'This author's h-index' is shown as 2, with a note that it is based on the number of documents and number of citations. A Windows watermark is visible in the bottom right corner.

The screenshot shows the Web of Science 'Citation Report' interface. The browser address bar shows the URL: 'webofscience.com/wos/woscc/citation-report/c67c63c8-d7c7-4f9c-91c7-63a6be46263f-c12ba7f0'. The page header includes the Clarivate logo, 'Web of Science™', search, and user options like 'Sign In' and 'Register'. The breadcrumb trail is 'Search > Citation Report: Kalel, Pras... > Citation Report: Kalel, Prashant J. (Author) and 2018-2019 (Publication Years)'. The main heading is 'Citation Report'. Below this, there is a search box containing 'Kalel, Prashant J. (Author)' and buttons for 'Analyze Results' and 'Create Alert'. A filter 'Refined By: Publication Years: 2018-2019' is applied, with a 'Clear all' button. The main content area is empty, displaying the message 'No records were found to match your filters'. A help icon with the number '29' is visible in the bottom right corner. The Windows taskbar at the bottom shows the date and time as '14:24 30/12/2023'.

## 9. Dr. S. T. Sutar

The screenshot displays a citation report on the Web of Science platform. The search criteria are 'Sagar Sutar (Author)' and 'Publication Years: 2018-2019'. The report is summarized in four key metrics:

Metric	Value	Additional Info
Publications	1	Total; From 2018 to 2019
Citing Articles	4	Total; 4 Without self-citations
Times Cited	4	Total; 4 Without self-citations; Average per item: 4
H-Index	1	

The interface includes a search bar, a 'Refined By' filter for 'Publication Years: 2018-2019', and buttons for 'Analyze Results' and 'Create Alert'. A sidebar on the left contains navigation icons, and the bottom of the screen shows a Windows taskbar with the date 30/12/2023 and time 14:28.